



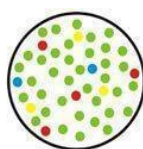
Hill View Primary School

SEND Information Report: 2023-24

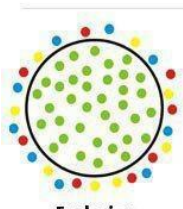
Thank you for supporting us in providing the best possible education for children at Hill View School. We hope this document will provide some useful advice and information in regards to supporting your child's education if they have additional needs. These pages set out information about our processes for identifying and providing for children with Special Educational Needs and/or Disabilities (SEND). This document is updated annually.

At Hill View School, we are very proud of our inclusive environment. Our children, staff and whole school community value the individuality of our children and we are committed to giving every child the opportunity to achieve their potential. We are aspirational and aim to be thorough and innovative in our provision for a wide range and levels of additional need. We work with health, social care, other agencies and other local special and mainstream schools to integrate all children, making them feel welcome and valued through our provision.

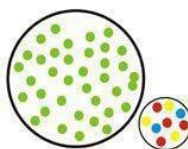
Our Special Educational Needs Co-ordinator (SENCo) is: Mrs Emma Jeavons who can be contacted on: ejeavons@hillview-school.co.uk and found in The Inclusion Office (near the Foundation Stage garden). She is supported by Mrs Sarah Gavaghan as Early Years SEN Leader. Our governor with responsibility for SEND can be contacted through the Chair: Mr Ron Barnett. Our SEND Policy, Equality Policy, Accessibility Plan and other information regarding additional support within the school can be found on our school website.



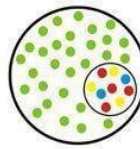
Inclusion



Exclusion



Segregation



Integration



Contents

(click on the links to go directly to that page)

3 [What you will see in this Information Report – Summary of what Hill View School has in place to enable high quality provision for pupils with SEND and to comply with statutory duties set out in the SEND Code of Practice \(2015\)](#)

4 [Introduction](#)

5 [About our school](#)

How does the school know if my child needs extra help?

6 [First steps in identification](#) ~ [Staff guidance](#) ~ [Parent and Pupil Voice](#)

10 [Next steps in identification](#) ~ [Assessments](#)

13 [The first stage after identification](#) ~ [Target setting and Planning for progress](#) ~ [Edukey](#) ~ [Provision Mapping](#) ~ [Staff Guidance: SEND Roles & Responsibilities](#)

18 [Identification Summary](#)

19 [Education Health Care Plans \(EHCPs\)](#)

How is my child with SEND supported?

23 [Organisation of SEND Provision](#) ~ [Putting my child at the centre of their provision – using their voice](#)

26 [Everyday learning](#) ~ [English and Maths Development](#) ~ [SEND-Friendly Learning Environment](#)

28 [Support for specific Areas of Need](#)

37 [How accessible is the school environment?](#) ~ [Sensory Room](#)

38 [Standardised Tests - Access Arrangements](#)

39 [Targeted Intervention](#) ~ [Bespoke provision](#) ~ [Learning Club](#)

42 [How will my child be included in activities outside of the classroom?](#)

43 [Resource allocation](#) ~ [Additional adult support](#) ~ [The use of Outside Agencies](#) ~ [Staff Training](#)

50 **What support will there be to support my child's overall well-being?**

[Everyday learning to encourage wellbeing](#) ~ [Additional support to understand and increase wellbeing for SEND incl School Counsellor](#) ~ [Nurture UK](#) ~ [The Bridge](#) ~ [Anti-Bullying](#) ~ [Developing wellbeing through contribution to society](#) ~ [A summary of support to look out for](#)

56 **How will the school support my child in transition?**

[Starting school](#) ~ [Joining or leaving Hill View School part way through your education](#) ~ [Moving through Hill View School](#) ~ [Moving to secondary school](#)

60 **How will you help me to support my child's learning?**

[How we will help and inform you at different stages of the SEND process](#) ~ [The Role of the SENCo](#) ~ [Other members of the Inclusion Team](#) ~ [Services available for families at school](#) ~ [Where else can I go for help and support?](#)

67 **How will I know that the school will support my child?**

[Monitoring and evaluation](#) ~ [Monitoring the impact of provision and intervention](#)

70 [Glossary of Terms](#)

What you will see in this Information Report

Below is a summary of what Hill View School has in place to enable high quality provision for pupils with SEND and to comply with statutory duties set out in the SEND Code of Practice (2015).

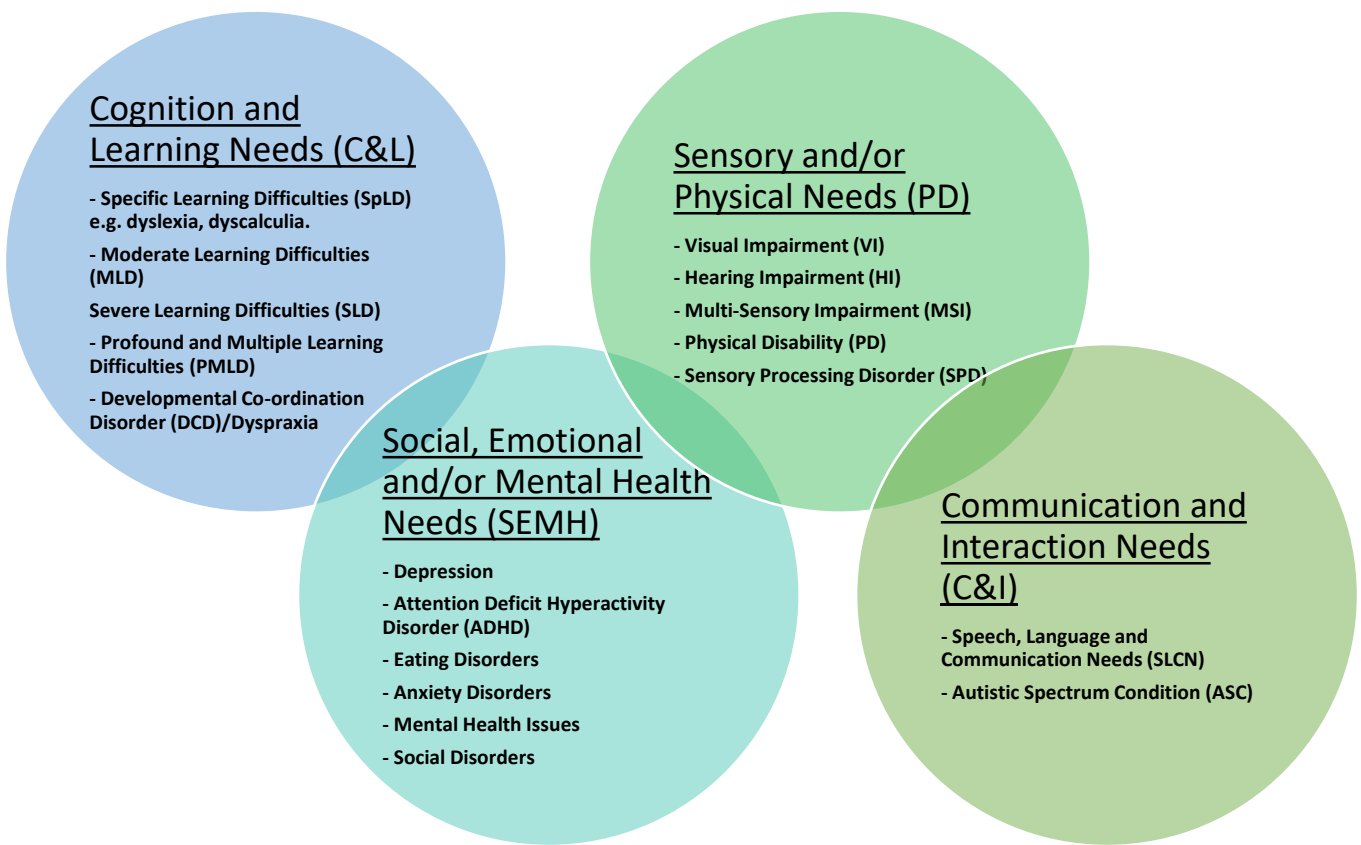
THE HILL VIEW SCHOOL OFFER FOR CHILDREN WITH SPECIAL EDUCATIONAL NEEDS & DISABILITY	
We provide effective leadership and governance of SEND provision	<ul style="list-style-type: none">• A whole school culture which sets purpose, direction and challenge that inspires members of staff, parents and the broader school community to work together to ensure the sustained progress and well-being of pupils with SEND.• High expectations and challenge are in place for all pupils regardless of needs.• Robust monitoring gives an accurate picture of the pace and quality of progress for all pupils with SEND. This includes EAL, attendance and exclusion information as well progress linked to outcomes for social and emotional development and preparation for adulthood.• Impact of interventions is routinely scrutinised to ensure resources available to the school are deployed effectively.• Head of School and Governing Body are proactive in meeting duties in relation to equality and disability access
We deliver a graduated response to identify, assess and review needs.	<ul style="list-style-type: none">• School SEND Information Report outlines arrangements to support children and young people with SEND, with and without EHC Plans. The report is updated annually and links to the Oxfordshire Local Offer.• School tracking and information sharing with parents and other key agencies enable SEND to be identified early. Processes for identification ensure that reasonable adjustments and scaffolds have already been made in daily teaching.• Evidence based approaches, interventions and resources are in place to support progress and achievement across the four broad categories of need: cognition and learning (including dyslexia) communication and interaction (including language delays and autism), sensory and physical difficulties (including hearing impairment) and social and emotional and mental health needs (including attachment and ADHD).• Ongoing CPD ensures that all staff have appropriate knowledge and skills to plan and scaffolded the curriculum. Specialist training gives teaching and support staff enhanced skills and expertise to assess need and deliver tailored programmes of support for pupils with the greatest needs.• School keeps detailed records of actions in the United Learning assessment cycle. SEND Plans are updated termly with provision revised in light of pupil progress and impact of the support.• Successful transition between year groups and settings is facilitated by focussed planning, information sharing and enhanced familiarisation activities.
We involve families, children and young people in decision making	<ul style="list-style-type: none">• Parents/Carers are actively involved in all decision making, including determining whether SEND support is required.• Parents/Carers are invited to review SEND Plans termly. Their views and contributions welcomed and valued. Parents/Carers receive the SEND Plan.• Strong partnership working and positive relationships with families provide family support and inform developments to wider school SEND provision.• Children and young people’s views are integral to setting outcomes and planning provision.

Introduction

Hill View School is part of The United Learning Trust. The trust is committed to ensuring that the necessary provision is made for every pupil within their schools' communities. The Trust celebrates the inclusive nature of their schools and strives to meet the needs of all pupils with a special educational need and/or disability.

At Hill View School the individuality of our children is valued and we are committed to giving every child the opportunity to achieve their potential. This SEND Information Report works alongside our SEND Policy and Equality Policy to help us achieve this. Each child's needs are considered when planning and teaching and a broad and balanced curriculum is provided for all. This is true for all children at Hill View School regardless of age, gender, ethnicity, background, attainment or Special Educational Need or Disability (SEND). Teachers at Hill View take account of individuals' needs and plan extra provision where necessary, to support their learning.

We provide education and support for children with:



At Hill View School, we aim to provide an inclusive, fun and safe environment which will enhance the learning of all pupils and help them achieve to their full academic potential in all areas of the National Curriculum. We also aim to provide children with social, emotional and mental health support in order to allow them to flourish both inside and outside of school. In doing this, we hope to raise the aspirations and expectations of all pupils, especially those with SEND.

About our School

Hill View Primary School is a large mainstream primary school in Banbury. We are part of the national United Learning Multi-Academy Trust. We have around 500 children in our school, divided into 19 classes including a Nursery. We provide for children with a wide range of special educational needs, with the majority of children who change schools to join us having an additional need (72% of children joining us from other schools in 2020-21).

The tables below show the numbers of children with SEND at Hill View School, at the start of 2023-2024:

Whole School	Nursery (23 chn)	FSR (60 chn)	Year 1 (82 chn)	Year 2 (60 chn)	Year 3 (60 chn)	Year 4 (82 chn)	Year 5 (60 chn)	Year 6 (78 chn)
102 children with SEND	4% of N	7% of FSR	20% of Y1	23% of Y2	15% of Y3	33% of Y4	42% of Y5	32% of Y6
24% of our school [17.3% nationally]	5 children 6.0% of Early Years		40 children 19.8% of Lower School			76 children 34.5% of Upper School		

Education Health Care Plans	Whole School	Early Years (83 chn)	Lower School (202 chn)	Upper School (220 chn)
Children with EHCPs	19 (3.8%)	2	8	9
Children with EHCPs pending by end 2023	23	2	9	12
Total EHCPs by mid-year 2023 [4.3% nationally]	42 (8.3%)	4	17	21

% of SEND with each Primary Area of Need:	Whole School SEN	Early Years (83 chn)	Lower School (202 chn)	Upper School (220 chn)
C&L	29%	0	7	28
C&I	47%	3	23	31
SEMH	22%	1	9	17
PD	2%	1	1	0
total	121 children	5 children	40 children	76 children

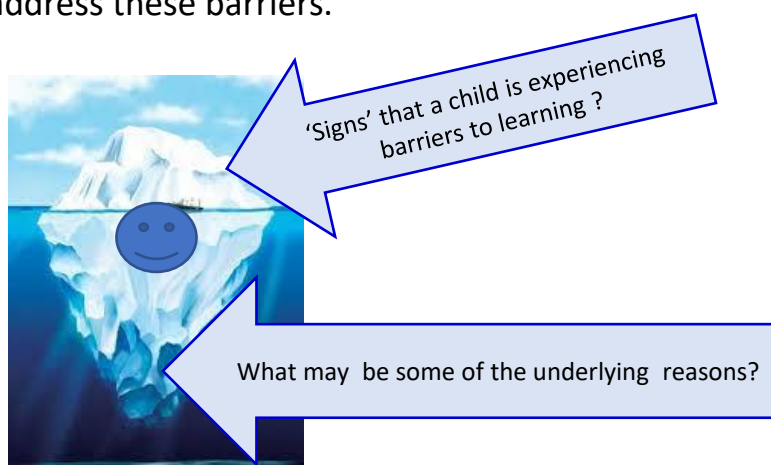
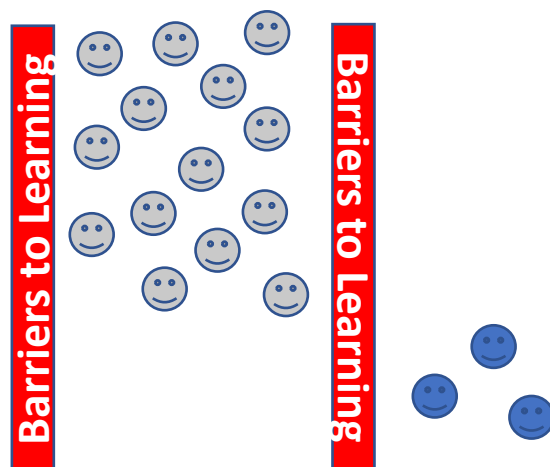
% of SEND with each Primary or Secondary Area of Need:	Whole School SEN	Early Years (83 chn)	Lower School (202 chn)	Upper School (220 chn)
C&L	31%	2	10	38
C&I	42%	4	26	38
SEMH	24%	1	11	27
PD	3%	1	2	2
total	162 cases	8 cases	49 cases	105 cases

How does the school know if my child needs extra help?

First steps in identification

At Hill View School, we understand that **many factors may inhibit academic progress**. Progress of children is assessed at regular intervals as part of the school's tracking process. Slow progress and low attainment do not necessarily mean that a child has SEND and the school recognises that all children develop differently. As staff, we are curious, continuously assessing and observing to identify these factors.

We then work together with parents/carers to address these barriers.



1ST REFLECTION AT HILL VIEW SCHOOL – WHAT MIGHT BE A CAUSE FOR SLOW PROGRESS OR LOW ATTAINMENT?

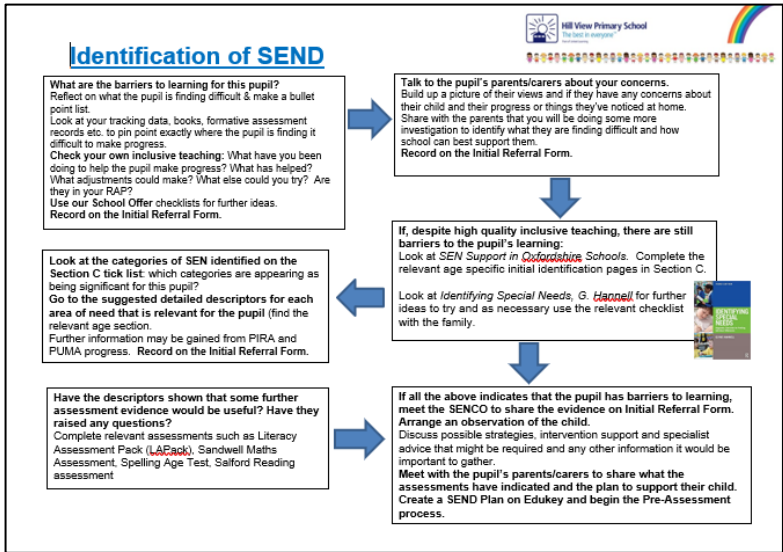
- Medical need: e.g. vision / hearing / ill health
- Gaps in learning from early childhood
- Instability out of school
- Lack of sleep / food
- Low self esteem
- Age compared to others in their class
- English as an additional language (EAL)
- As yet unrecognised SEND
 - Cognition and Learning
 - Communication and Interaction
 - Social, emotional and mental health needs
 - Sensory and / or physical

A child or young person has SEND if they have a **learning difficulty or disability which calls for special educational provision** to be made for him or her.

A child of compulsory school age has a **learning difficulty or disability** if he or she:

- has a **significantly greater difficulty** in learning than the majority of others of the same age, or
- has a disability which **prevents or hinders him or her from making use of educational facilities** of a kind generally provided for others of the same age in mainstream schools

For children aged two or more, **SEND provision is educational or training provision that is additional to or different from** that made generally for other children or young people of the same age by mainstream schools/nursery settings. All those working with children are alert to emerging difficulties and **respond early, communicating and working together** to plan for and monitor progress.



Flowchart summarising the process of identification of SEND for Hill View staff.

Initial Referral to SENCo to collate evidence for a child's potential SEN status

Oxfordshire Guidance for Special Educational Needs (SEN) Support

September 2020

Early Years Foundation Stage

Oxfordshire Guidance for Special Educational Needs (SEN) Support

All schools and settings should have a clear approach to early identification and referral to SEN support. This guidance is for use by all schools and settings and does not replace the statutory guidance.

SENCo and teacher may complete OCC SEN Guidance document

Hill View Primary School
The best in everyone

Inclusion Initial Referral and Identification
(2020-2022 version)

Initial referral completed by: _____ Date: _____

Name: _____ Year / Class: _____

DOB: _____ Attendance: _____

QCA Behaviour Score (sp/ta/no): _____ Groups: _____

Workforce: PP LAC PLAC SA EAL EOL LA MA HA

Attainment Data: _____

Reading: _____ Writing: _____ Maths: _____

Progress Data: _____

Reading: _____ Writing: _____ Maths: _____

What are your concerns about the child?

What would you like the outcome to be?

What has been put in place for the child already, e.g. adjustments, provisions, scaffolding, teaching adaptation teaching methods, interventions etc?

Agencies already involved / Documents received from outside agencies, doctor etc. (added to Edukey):

Notes from discussion with family - concerns & home context:

INCLUSION TEAM USE

Inclusion Department/Staff responsible and timescale:

In consultation with:

Observed by:

Target Ledders Assessment to be done by whom:

Info from Welfare / SLT:

Workbooks and Observation Notes:

Recommended Action:

Moderation Documents/Checklists to be completed: CBL / CRUSAL / CRUSAC / PD / SEMH / QCA
On the SEN Register: YES / N
School Provision:

Outside Agency Involvement:

Identifying pupils with Potential SEN
Guidance for the Inclusion Team
Reflection on the individual circumstances or factors which can affect achievement at school

"Class teachers and subject teachers, supported by the senior leadership team, should make regular assessments of progress for all pupils. These should seek to identify pupils making less than expected progress given their age and individual circumstances." (SEND Code of Practice 4.27)

The guidance (based on that from Croydon LA) below provides prompts to support consideration of other factors that may be affecting progress and achievement before deciding that a child requires SEND support.

This guidance is not **substitutive**, but it should inform a wider review of each child's potential barriers to learning. This guidance also links closely with the guidance produced to support meaningful dialogue with families and to gain a pupil's perspective.

Factors which may impact on progress	If yes, recommended actions
For attendance and/or punctuality? <ul style="list-style-type: none">Monitor pattern of attendance and punctuality with attendance officer and/or family support workerMeet with family to share and discuss any emerging issuesOffer motivation and reward to encourage punctuality and daily attendance (avoid sanctions, especially when behaviour and punctuality may be beyond control of child)If available, encourage attendance at breakfast club to support punctuality External support: <ul style="list-style-type: none">Where problems persist seek support of your Education Welfare Officer and/or Locality Early Help Adviser and consider an Early Help AssessmentIf problems are linked to medical needs with long term absence contact Home Tuition service	In school: <ul style="list-style-type: none">Monitor pattern of attendance and punctuality with attendance officer and/or family support workerMeet with family to share and discuss any emerging issuesOffer motivation and reward to encourage punctuality and daily attendance (avoid sanctions, especially when behaviour and punctuality may be beyond control of child)If available, encourage attendance at breakfast club to support punctuality External support: <ul style="list-style-type: none">Where problems persist seek support of your Education Welfare Officer and/or Locality Early Help Adviser and consider an Early Help AssessmentIf problems are linked to medical needs with long term absence contact Home Tuition service
Pupils' cognitive barriers to learning? <ul style="list-style-type: none">Consider degree of learning delay compared to expectations for the year below. This will be particularly important in EYF5 and KS2 Late Key and Aqueat limits.Where this comparison indicates that progress and attainment are not in line with below age related expectations target interventions and differentiation within daily teaching to narrow the gap with peers.Progress and attainment should also be considered in terms of attention span, communication skills and social development.	In school: <ul style="list-style-type: none">Consider degree of learning delay compared to expectations for the year below. This will be particularly important in EYF5 and KS2 Late Key and Aqueat limits.Where this comparison indicates that progress and attainment are not in line with below age related expectations target interventions and differentiation within daily teaching to narrow the gap with peers.Progress and attainment should also be considered in terms of attention span, communication skills and social development.
Are there any? <ul style="list-style-type: none">Check that inclusion provision in daily teaching meets the needs of pupils with English as an additional languageCheck that EAL learners are not always sitting in lower ability groupsLook with parents to find out level of awareness of previous school history or home language and use of translation appropriateUse guidance and checklist to determine whether delays are linked to language needs or specific educational needs	In school: <ul style="list-style-type: none">Check that inclusion provision in daily teaching meets the needs of pupils with English as an additional languageCheck that EAL learners are not always sitting in lower ability groupsLook with parents to find out level of awareness of previous school history or home language and use of translation appropriateUse guidance and checklist to determine whether delays are linked to language needs or specific educational needs

Factors which may impact on progress	If yes, recommended actions
For reading and/or writing? <ul style="list-style-type: none">Monitor pattern of reading and writing with reading officer and/or family support workerMeet with family to share and discuss any emerging issuesOffer motivation and reward to encourage reading and writing (avoid sanctions, especially when behaviour and punctuality may be beyond control of child)If available, encourage attendance at breakfast club to support punctuality External support: <ul style="list-style-type: none">Where problems persist seek support of your Education Welfare Officer and/or Locality Early Help Adviser and consider an Early Help AssessmentIf problems are linked to medical needs with long term absence contact Home Tuition service	In school: <ul style="list-style-type: none">Monitor pattern of reading and writing with reading officer and/or family support workerMeet with family to share and discuss any emerging issuesOffer motivation and reward to encourage reading and writing (avoid sanctions, especially when behaviour and punctuality may be beyond control of child)If available, encourage attendance at breakfast club to support punctuality External support: <ul style="list-style-type: none">Where problems persist seek support of your Education Welfare Officer and/or Locality Early Help Adviser and consider an Early Help AssessmentIf problems are linked to medical needs with long term absence contact Home Tuition service
Pupils' cognitive barriers to learning? <ul style="list-style-type: none">Consider degree of learning delay compared to expectations for the year below. This will be particularly important in EYF5 and KS2 Late Key and Aqueat limits.Where this comparison indicates that progress and attainment are not in line with below age related expectations target interventions and differentiation within daily teaching to narrow the gap with peers.Progress and attainment should also be considered in terms of attention span, communication skills and social development.	In school: <ul style="list-style-type: none">Consider degree of learning delay compared to expectations for the year below. This will be particularly important in EYF5 and KS2 Late Key and Aqueat limits.Where this comparison indicates that progress and attainment are not in line with below age related expectations target interventions and differentiation within daily teaching to narrow the gap with peers.Progress and attainment should also be considered in terms of attention span, communication skills and social development.
Are there any? <ul style="list-style-type: none">Check that inclusion provision in daily teaching meets the needs of pupils with English as an additional languageCheck that EAL learners are not always sitting in lower ability groupsLook with parents to find out level of awareness of previous school history or home language and use of translation appropriateUse guidance and checklist to determine whether delays are linked to language needs or specific educational needs	In school: <ul style="list-style-type: none">Check that inclusion provision in daily teaching meets the needs of pupils with English as an additional languageCheck that EAL learners are not always sitting in lower ability groupsLook with parents to find out level of awareness of previous school history or home language and use of translation appropriateUse guidance and checklist to determine whether delays are linked to language needs or specific educational needs

Factors which may impact on progress	If yes, recommended actions
For reading and/or writing? <ul style="list-style-type: none">Monitor pattern of reading and writing with reading officer and/or family support workerMeet with family to share and discuss any emerging issuesOffer motivation and reward to encourage reading and writing (avoid sanctions, especially when behaviour and punctuality may be beyond control of child)If available, encourage attendance at breakfast club to support punctuality External support: <ul style="list-style-type: none">Where problems persist seek support of your Education Welfare Officer and/or Locality Early Help Adviser and consider an Early Help AssessmentIf problems are linked to medical needs with long term absence contact Home Tuition service	In school: <ul style="list-style-type: none">Monitor pattern of reading and writing with reading officer and/or family support workerMeet with family to share and discuss any emerging issuesOffer motivation and reward to encourage reading and writing (avoid sanctions, especially when behaviour and punctuality may be beyond control of child)If available, encourage attendance at breakfast club to support punctuality External support: <ul style="list-style-type: none">Where problems persist seek support of your Education Welfare Officer and/or Locality Early Help Adviser and consider an Early Help AssessmentIf problems are linked to medical needs with long term absence contact Home Tuition service
Pupils' cognitive barriers to learning? <ul style="list-style-type: none">Consider degree of learning delay compared to expectations for the year below. This will be particularly important in EYF5 and KS2 Late Key and Aqueat limits.Where this comparison indicates that progress and attainment are not in line with below age related expectations target interventions and differentiation within daily teaching to narrow the gap with peers.Progress and attainment should also be considered in terms of attention span, communication skills and social development.	In school: <ul style="list-style-type: none">Consider degree of learning delay compared to expectations for the year below. This will be particularly important in EYF5 and KS2 Late Key and Aqueat limits.Where this comparison indicates that progress and attainment are not in line with below age related expectations target interventions and differentiation within daily teaching to narrow the gap with peers.Progress and attainment should also be considered in terms of attention span, communication skills and social development.
Are there any? <ul style="list-style-type: none">Check that inclusion provision in daily teaching meets the needs of pupils with English as an additional languageCheck that EAL learners are not always sitting in lower ability groupsLook with parents to find out level of awareness of previous school history or home language and use of translation appropriateUse guidance and checklist to determine whether delays are linked to language needs or specific educational needs	In school: <ul style="list-style-type: none">Check that inclusion provision in daily teaching meets the needs of pupils with English as an additional languageCheck that EAL learners are not always sitting in lower ability groupsLook with parents to find out level of awareness of previous school history or home language and use of translation appropriateUse guidance and checklist to determine whether delays are linked to language needs or specific educational needs

Indicators other than attainment that indicate child or young person may be experiencing difficulties can include:

- Ability to communicate, express needs, follow instructions and understand social cues
- Ability to persevere when faced with difficulties?
- Ability to sustain concentration on learning tasks?
- Reluctance to contribute to class discussions?
- Difficulties responding to teacher direction?
- Difficulties in social interaction?
- Lack of self-awareness?
- Positive and lasting motivation?

Use of Case Study Approach




Where it is proving more difficult to determine the underlying causes to slow progress and low attainment a case study approach may be helpful in pulling together a detailed profile of the pupil's individual circumstances, pulling together information from a range of key sources.

(A template to support a case study profile available on the SENCO Portal site on the Local Offer)

Early Help Pathway Guidance: If you identify that the child requires support from a range of professionals, use the early help process to ensure a proportionate, coordinated approach. Your Locality Early Help Adviser can support.

Actions for The Hill View Inclusion Team to take to address barriers to progress other than SEND.

Parent Voice and Pupil Voice

SEND Review Meeting:

Information from Parents/Carers

Name of child: _____

Date: _____ Completed by: _____ [Name/relationship to child].

My child's strengths [including clubs, sports, hobbies, interests out of school]:

My child's personal/social skills:

The thing(s) my child finds difficult:

My child's progress since their last SEND Meeting (Summer 2022):

The thing(s) that help my child [at home and/or at school]:

Other professionals [e.g. medical, social care] who have worked with my child in the last year (and dates) are:

Anything else I am worried about or would like to discuss at the SEND Review Meeting:

Thank you for taking the time to complete this form – your thoughts and ideas will really help us to help your child develop into the best they can be. **Please give this to your child's teacher before the SEND Review Meeting so that your thoughts and ideas can be worked into your child's SEN Plan.** If you have any questions, or would like an electronic copy of this form, please see your child's class teacher or contact Mrs Emma Jeavons, Inclusion Leader and SENCo, Hill View Primary School on jeavons@hillview-school.co.uk (her office is by the chickens or she can be found on the school gate.

Parent Voice

Parents/carers

know their

children best.

They are asked to

complete this

Parent Voice form

to inform

identification,

effective support

and target setting

Pupil Voice




We hold the views of pupils highly and recognise the importance of gaining genuine pupil views in promoting the best pupil outcomes. Children are able to share their views on the Pupil Voice form that they can complete with a parent/teacher.

Their views are welcome at any time but are specifically sought as part of their annual review, as part of their SEND Review Meetings and at the end of a targeted intervention. Through this, pupils can contribute to the setting of their own targets.

Their thoughts are added to their Edukey Passport each term.

Hill View is part of a 2022-2023 United Learning Working Group to reflect on best practice in this area.

SEND Review Meeting: Information from the Child

Name of child: _____

Date: _____ Completed with: _____

The things people like about me:

The things I enjoy (e.g. clubs, sports, hobbies, interests, places):

The things I am good at (e.g. personal qualities, school subjects, interests, talents):

The thing(s) I like best about school:

The thing(s) I have to put a lot of effort into at school:

My ambition:

The thing(s) that help me to be my best self:

People who I can talk to about my worries or problems at school are:

Progress I have made since my last Plan Meeting:

Anything else I am pleased with or are worried about or want to tell my teacher at my Plan Meeting:

Thank you for taking the time to complete this form – your ideas are the most important ones at the Plan Meeting! They will help us to help you achieve your ambition.

Please give this to your child's class teacher at least two days before the SEND Review Meeting so that your thoughts and ideas can be worked into your child's SEND Plan.

If you have any questions, please ask your teacher or Mrs Jeavons (her office is by the chickens!)

[continued over the page]

Parent's role in identification of SEND



We are a Class Dojo school. We value open, honest and regular communications between home and school through this platform/app. We prefer parents not to wait for a planned meeting to share their worries, but to do so at anytime. You will get a picture of your child's education through the Class Stories.

My child's teacher and I think my child has SEND

We have talked about it at Parents Evening

Together complete the relevant Hill View Checklist. Also complete Parent Voice sheet and Pupil Voice sheet

Ideas for support at home to accelerate progress are given by teacher

Teacher completes the initial referral and takes action to address the additional needs before the child is formally placed on the SEND Register

I can arrange a meeting with SENCo if I would additional information

Impact of adaptations are reviewed. If minimal progress, an SEND Plan is formed together, including targets and strategies which are reviewed in a joint meeting 3x a year

The child is on the SEND Register

Guidance and ideas are given to you, as well as ideas for support though community or school groups.

Guidance is taken from SENCo and additional outside agency support may be accessed

Consent for the involvement of any outside agencies is sought, and guidance and ideas are given to you

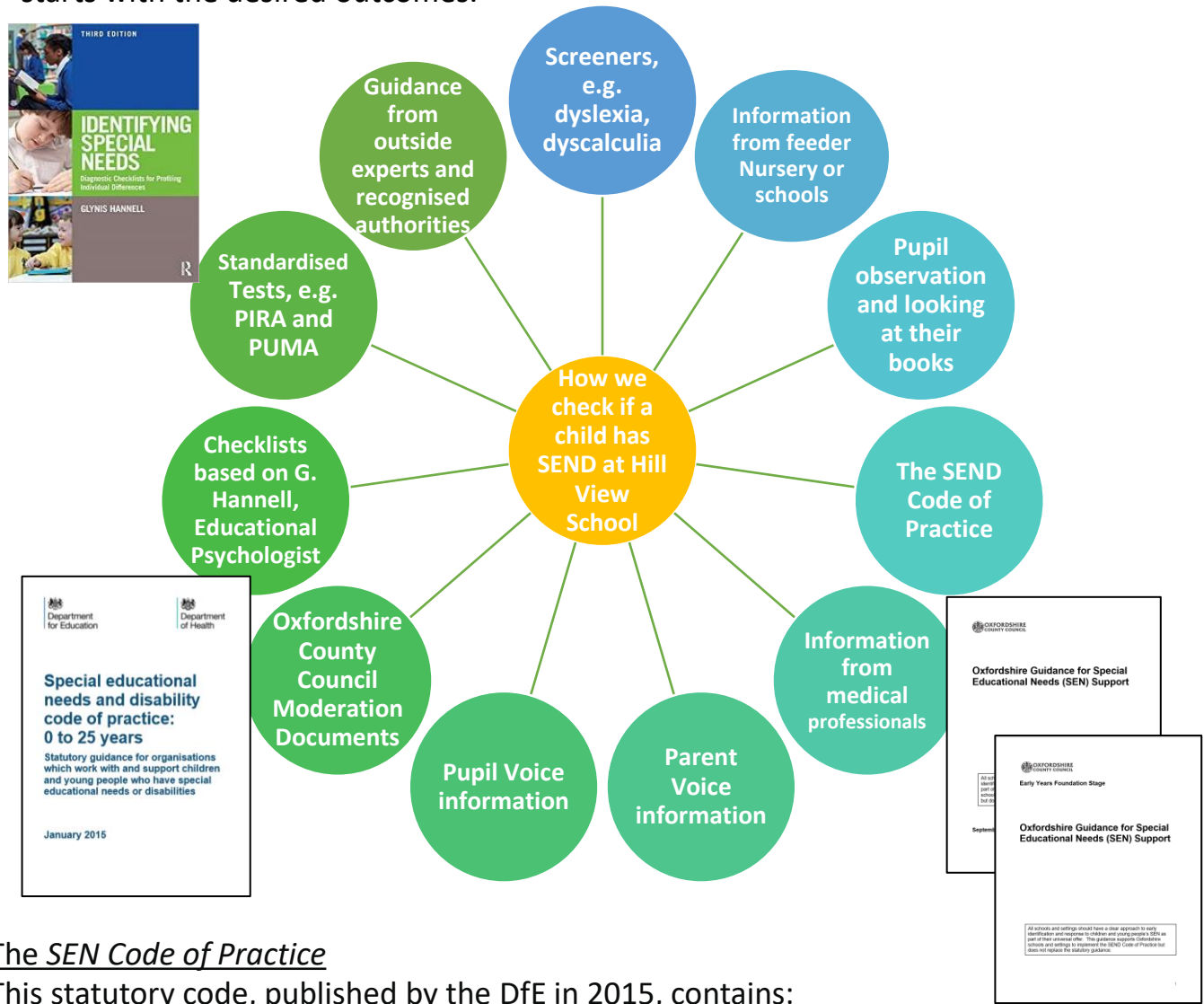
When a pupil has made sufficient progress in their area of need that they no longer require any provision that is different from or additional to that which is normally available as part of high quality and differentiated teaching, they will no longer be seen as requiring SEND Support.

At this point, through discussion and agreement with parents/carers the pupil will be removed from the school's SEN register.

Next steps in identification

In deciding whether to make special educational provision, the SENCo considers all the information gathered from within the school about the pupil's progress (academic or otherwise) alongside national expectations of progress.

Where more specific assessment is deemed to be necessary, this will be carried out by the SENCo, who may then involve other professionals from outside the school. The information gathering will include an early discussion with the pupils and their parents/carers. Consideration of whether special educational provision is required starts with the desired outcomes.



The SEN Code of Practice

This statutory code, published by the DfE in 2015, contains:

- details of legal requirements that schools must follow without exception
 - statutory guidance that schools must follow by law unless there's a good reason not to
- It explains the duties of local authorities, health bodies, schools and colleges to provide for those with special educational needs.

Identifying and Supporting Children with Special Educational Needs

This is the Local Authority (LA) guidance, known locally as the 'OCC Moderation Document,' used for clarification and support if staff believe a child may have SEND.

Assessments (after OCC and Hill View Checklists)

At Hill View School, the teacher may use a range of materials to inform their observations of a child's additional needs, as well as information from the parent/carer and child. The SENCo will base assessments on the following sources to compliment the information from outside professionals. Click on the image to access a download where available, or see SENCo for a non-downloadable resources.

My child has Communication and Interaction difficulties

My child has Cognition and Learning difficulties

My child has Social, Emotional or Mental Health difficulties

My child has Physical difficulties

Assessments (after OCC and Hill View Checklists)

Assessment of all children at Hill View School is ongoing and used to inform planning. Staff use a range of additional methods to further identify specific English and Maths needs. These are also used to accurately identify specific next steps for an individual child and to measure their progress. One or more of the following are used with our children:

	All Children	Additional assessment by class teacher/TA chosen from (obtained from SENCo):	Additional Assessment by SENCo/trained TA chosen from:	Possible Additional Assessments available from specialists
Reading fluency and comprehension	<ul style="list-style-type: none">- Early Years Foundation Stage Profile (FSR)- National Curriculum (Y1-6)- Phonics Screener (Y1)- Accelerated Reader Star Test (Y1-6)- PIRA (Y1-6)	<ul style="list-style-type: none">- RWInc Phonics Assessment- Toe-by-Toe Reading Test- Schonell Reading Test- Burt Reading Test- Transvaal Education Department One Minute Reading Test- A2E SEN Reading Toolkit (Y1-6)	<ul style="list-style-type: none">- Target Ladders Dyslexia (Y1-6)- GLAssessment Dyslexia Screener (Y3-6)	<ul style="list-style-type: none">- Dyslexia Assessment
Writing and Spelling	<ul style="list-style-type: none">- Early Years Foundation Stage Profile (FSR)- National Curriculum (Y1-6)- Phonics Screener (Y1)	<ul style="list-style-type: none">- RWInc Phonics Assessment- Schonell Spelling Test / Blackwell Spelling Test- A2E SEN Writing Toolkit (Y1-6)	<ul style="list-style-type: none">- Graded Word Spelling Test- GLAssessment Dyslexia Screener (Y3-6)- Target Ladders Dyslexia (Y1-6)	<ul style="list-style-type: none">- Dyslexia Assessment
Handwriting	<ul style="list-style-type: none">- Early Years Foundation Stage Profile (FSR)- National Curriculum (Y1-6)	<ul style="list-style-type: none">- A2E SEN Writing Toolkit (Y1-6)	<ul style="list-style-type: none">- S.Warwickshire OT Handwriting fluency and legibility- Target Ladders Developing Co-ordination (Y1-6)	<ul style="list-style-type: none">- DCD Assessment
Speaking & Listening	<ul style="list-style-type: none">- Early Years Foundation Stage Profile (FSR)- National Curriculum (Y1-6)	<ul style="list-style-type: none">- A2E SEN Speaking & Listening Toolkit (Y1-6)- Target Ladders Speech, Language & Communication	<ul style="list-style-type: none">- GLAssessment Cognitive Abilities Test (CAT4)- Oxfordshire S&LT Speech Sounds Checklist- WellCom Assessment for early speech and language	<ul style="list-style-type: none">- Verbal Reasoning- Speech & Language Assessment
Maths	<ul style="list-style-type: none">- Rising Stars PUMA- Early Years Foundation Stage Profile (FSR)- NumberSense (Y1-2)- National Curriculum (Y1-6)	<ul style="list-style-type: none">- Math Mammoth end of Year Assessments (Y2-6)- A2E SEN Maths Toolkit (Y1-6)	<ul style="list-style-type: none">- GLAssessment Dyscalculia Screener (Y3-6)- GLAssessment Cognitive Abilities Test (CAT4)- Target Ladders Dyscalculia (Y1-6)	<ul style="list-style-type: none">- Non-Verbal Reasoning- Spatial Awareness

The first stage after identification

The SEND Code of Practice (2015) identifies four key areas of SEND:

- Communication and Interaction (C&I)
- Cognition and Learning (C&L)
- Social, mental and emotional health (SEMH)
- Sensory and/or physical (PD)



These four broad areas give an overview of the range of needs that are planned for. We identify the needs of the whole child to establish what provision is required to meet their primary need, not just by the category in which they are placed.

Slow progress and low attainment do not necessarily mean that a child has SEN and should not automatically lead to a pupil being recorded as having SEN. However, they may be an indicator of a range of learning difficulties or disabilities. Equally, it should not be assumed that attainment in line with chronological age means that there is no learning difficulty or disability.

Where concerns are raised about a pupil's progress despite support and high quality teaching, the class teacher will seek advice from the SENCo. They will then assess if a pupil has a significant learning difficulty and agree appropriate support. It can include progress in areas other than attainment - for instance where a pupil needs to make additional progress with social skills in order to make a successful transition to the next phase of education or to adult life.

The school uses Oxfordshire County Council's guidance 'Identifying and supporting Special Educational Needs in Oxfordshire schools and settings'. This guidance sets out: a) how to identify if a child has SEND, b) ways we can assess children and plan for their SEND, and how we can adapt our teaching to meet their needs, c) ways in which we can adapt our school environments to meet each child's needs and d) how to review progress and agree outcomes and involve you and your child in the process

Where a pupil is identified as having SEND, the SENCo and class teachers will take action to support effective learning and make all reasonable efforts to remove barriers and put effective special educational provision in place, as per the code of practice. This will initially be based on the [Oxfordshire Ordinarily Available Toolkit](#).

This SEND support will take the form of a four-part cycle through which earlier decisions and actions are revisited, refined and revised with a growing understanding of the pupil's needs and what supports the pupil in making good progress and securing good outcomes.






This is known as the graduated approach – assess, plan, do, review.







Target setting and planning for progress

At Hill View School, the teachers set targets for individual children, based on information from the parent and child. The SENCo may be consulted, and guidance on targets and next steps got from the following sources to compliment the information from outside professionals. Click on the image to access a download where available, or see SENCo for a non-downloadable resources.

My child has Communication and Interaction difficulties



My child has Cognition and Learning difficulties

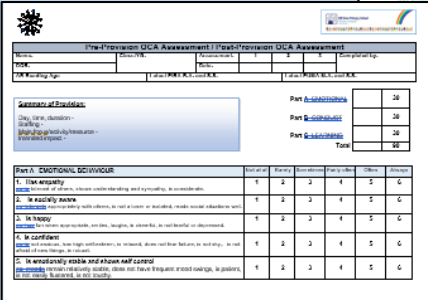




Pupil and School Support

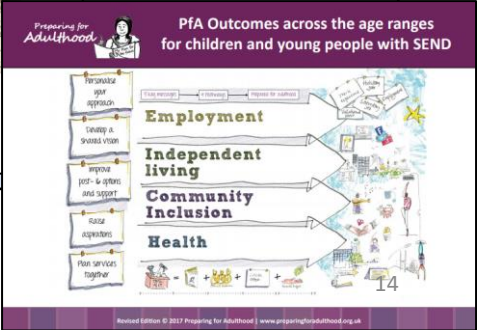



SEN Toolkits

Language and Literacy and Maths

My child has Social, Emotional or Mental Health difficulties



My child has Physical difficulties



For all children with all areas of need, we might use this publication to guide target setting for the child's later life:

[Back to Contents](#)

14

At Hill View School, we use Edukey Provision Map software to:

- Create a database of our children, noting their attendance and additional needs
- Create a profile of each pupil, called a Passport, which recognises every child’s strengths, needs, strategies and chronology of support
- Create an effective SEND Plan – with strengths, needs, targets and provisions
- Review SEND Plans, archiving former SEND Plans
- Create a Provision Map of all available SEND interventions and additional group/individual work that may help children accelerate progress

ProvisionMap

HomeAdminPlansProvisionsReportsSchool RobinsSafeguardingHelpAccount

Admin > Pupil Details

12Reviews due soon

0Reviews overdue

1Recent parental comments

0Recent School Robin Replies

2Active provisions

4Active learning plans

+0.69Average provision outcome

+1.08Average learning plan outcome


Find pupil by name or tutor group...

Filter by lesson

☐ Pupils I teach


☒ SEN only

I want to...




Thomas Roberts

11A | Year 11




Bill Ackton

7F | Year 11




Grenetta Abbey

10B | Year 11




Jimmy Able

9C | Year 11




Susan Abbott

10A | Year 11




Pupils by SEN stage




Andrew Ledwith

10E | Year 11




Jacqui Davies

11A | Year 11




Imeron James

8B | Year 11



Zoe Almsworth

9C | Year 11



Grenetta Abbey

Strengths and Interests

Targets

Differentiation in lessons

Interventions

My Barriers

Area of concern	Target	Desired outcome	Strategies & Provisions	Key staff
[redacted] is considerably below age related expectation in maths.	I can count beyond fifty. I can say the number that comes before or after any number to 50. I can 'count on' when I add up.	[redacted] is happy and confident in maths lessons. She can start to apply an understanding of number to calculation	Regular practice at home. Use practical equipment in maths. Maths in a small group out of class, working on Year 2 objectives in Power Maths	Miss [redacted]s (Classroom Teacher) Mrs [redacted] (Teaching Assistant)
[redacted] can be reluctant to ask for help when she feels stuck.	To ask for help if I feel stuck.	[redacted] takes an active part in lessons, starting her work on time and not spending time feeling stuck.	Teacher/TA prompt as needed. Lots of praise for asking for help.	Miss [redacted]s (Classroom Teacher)

15

Back to Contents

Provision Mapping

Provision Map

HomeAdminPlansProvisionsReportsSchool ReportsSafeguardingPrint CentreHelp

HomeProvisions

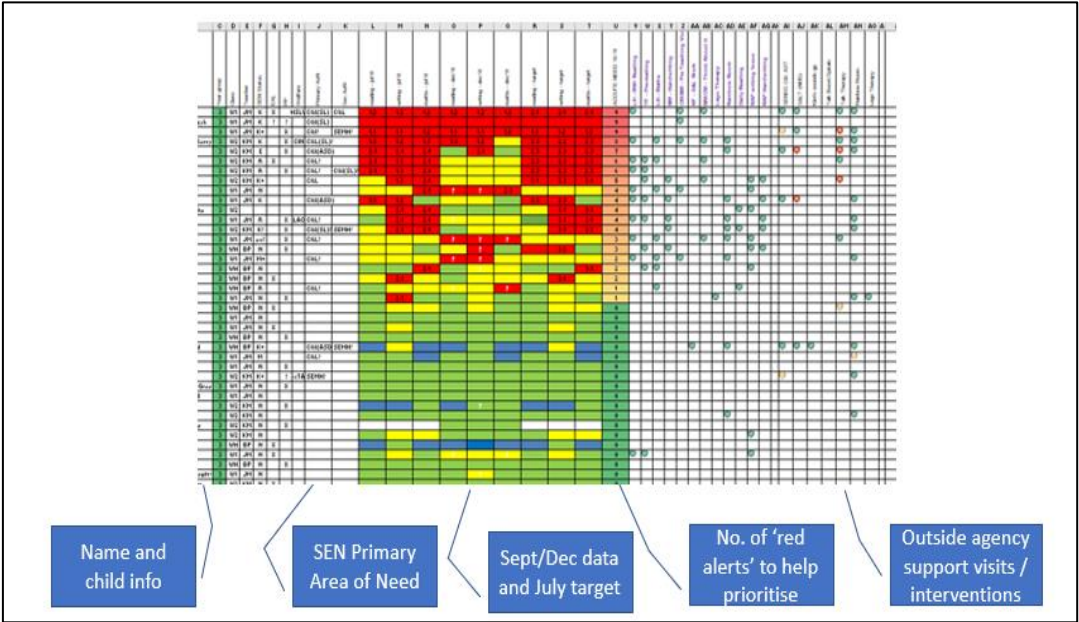
Click selectedArchive selectedDelete selectedApply new provisionExport to excelFilter by lesson1:47

Provisions with reviewsProvisions without reviews

Name	Concern	# of pupils	Pupils	Members of staff	Provision type	Start date	End date	Description
<input type="checkbox"/> [redacted]	[redacted]	0	[redacted]	[redacted]	[redacted]	[redacted]	[redacted]	[redacted]
<input type="checkbox"/> Nicodemus - Youth mentoring workshop	Social, Emotional and Mental Health Difficulties	3	[redacted]	Mrs Steph Simons Mrs Rachel Eady-Barnett Ms Rebecca Wyatt	Social and Emotional	5/11/2019	10/12/2019	This course is targeted years five and six. The overall aim of the workshop is to help young people to move into secondary school with confidence.
<input type="checkbox"/> SEND Maths Group - Year 6	Cognition and Learning Needs	7	[redacted]	Miss Emma Jeavons	Maths - arithmetic	4/11/2019	19/6/2020	Monday - Guided Tuesday - Independent focusing on arithmetic
<input type="checkbox"/> FFT Early Learning Support	Cognition and Learning Needs	4	[redacted]	Mrs Dawn Marshall-Watson	English - Reading	21/10/2019	20/12/2019	
<input type="checkbox"/> Rainbow Room Nurture Group	Social, Emotional and Mental Health Difficulties	7	[redacted]	Mrs Steph Simons	Social and Emotional	14/10/2019	13/12/2019	Monday 9.00-9.30am
<input type="checkbox"/> Rainbow Room Nurture Group	Social, Emotional and Mental Health Difficulties	1	[redacted]	Mrs Steph Simons	Social and Emotional	14/10/2019	13/12/2019	Monday 10.30-11.30 2.00-3.00pm
<input type="checkbox"/> Rainbow Room Nurture Group	Social, Emotional and Mental Health Difficulties	1	[redacted]	Mrs Steph Simons	Social and Emotional	14/10/2019	13/12/2019	Monday 9.30-10.30am
<input type="checkbox"/> Rainbow Room Nurture Group	Social, Emotional and Mental Health Difficulties	1	[redacted]	Mrs Steph Simons	Social and Emotional	14/10/2019	13/12/2019	Monday 1.30-2.30pm

Whole School
Provision Map of
all available
interventions
and provisions

Whole School
needs analysis,
matching
individual's
children's needs
to the
appropriate
provision



Interventions	Duration (from – to)	Frequency & length (e.g. daily, 20mins)	Number or % of sessions attended	Cost (per week)	Assessment used	Tracking (ages and standardised scores)		Difference/ Impact	Comments/Actions/ Next steps
Emotional regulation work	5.10.18 – present?	Daily, 15 mins	92%	£12.50	AET Progression Framework	n/a	n/a	Ideas from Michael Parker. Focus for TA chat time with Lilly	Continue as focus for morning chat time
Play-based and sensory maths (1:2)	25.2.19 - ongoing	Daily, 30 mins	92%	£25	Development Matters	Maths - 22-36 months (Jul 18)	Maths - 22-36 months (Dec 18)	Lilly's progress in maths was very slow. This additional work is based on number and shows slightly faster progress in counting and 1:1 correspondence.	Numbers to 10 1:1 correspondence. 1 more and 1 less. Counting to 20. Use a new TA to provide extra sessions 2x week.
Play-based and sensory phonics group (1:6) with additional teacher	5.11.18 - present	3x week, 20mins	92%	£5	Read Write Inc Phonics Assessment	13 sounds known (Sep 18)	14 sounds known (Dec 18)	Lilly was finding it hard to work in a phonics group. Now attends and joins in with this approach. Faster progress in sounds known.	Continue through the Spring Term – extend number of sessions with this approach when capacity. Continue to use Jolly Phonics strategies.
Language enrichment, spelling and listening in sentences, commenting on pictures etc.	5.10.18 – present	Daily, 15 mins	92%	£12.50	AET Progression Framework	n/a	n/a	Ideas from S&L Assessment. More focus on extending Lilly's vocab in informal chat time.	Afternoon chat time has this a focus. More formal programme of work from MM, including pre-teaching.

Individual
Provision Map
for children at/
approaching
EHCP

Staff Guidance: The 2023-2024 SEND Roles & Responsibilities

All children with SEND are the teachers' responsibility as part of the Teacher Standards, but at Hill View, there are people to help with that. The following outlines the roles & responsibilities of teachers, SLT and Inclusion Support staff

For children who a teacher/parent thinks might have SEND:

Teacher will...	SENCo will...	AHT will...
<p>Follow the Graduated Response Cycle – assess – plan – do – review; notes on Edukey Passport</p> <p>Complete in-class assessments and act upon findings, incl PIRA, PIUMA and Behaviour Tracker</p> <p>Plan to address needs as part of weekly planning and planning for support staff.</p> <p>Seek guidance from the School SEN Information Report and/or the Ordinarily Available Toolkit.</p> <p>Write a note in the Edukey Meetings Log of all conversations/emails with family</p>	<p>Meet the teacher to discuss impact of Graduated Response, 3x a year in SEND Surgeries</p> <p>Monitor Universal provision for those with SEND and feedback.</p> <p>Create/research, evaluate, cost and plan provisions and interventions.</p> <p>Write a note in the Edukey Meetings Log of all conversations/emails with family</p> <p>Meet parents with teachers as needed.</p>	<p>Monitor progress in Pupil Progress meetings and other monitoring activities</p> <p>Write a note in the Edukey Meetings Log of all conversations/emails with family</p> <p>Meet parents with teachers as needed</p>

For all children with SEND:

Teacher will...	SENCo will...	AHT will...
<p>All of the above PLUS:</p> <p>Complete in-class assessments and act upon findings, incl PIRA, PIUMA and Behaviour Tracker – and A2E SEN Toolkit of child is over 1.5x yrs below ARE in a subject.</p> <p>Plan to address needs as part of weekly planning and planning for support staff. Use of 'Planning for Progress' proforma is recommended.</p> <p>Plan and request all additional provisions and interventions by adding names to those on Edukey in Aut, then update in Spr and Sum</p> <p>Invite parents in to jointly Review SEND Plans 3x a year (Oct, Feb, Jun)</p> <p>Update Passports with Pupil Voice and Parents Voice input to notes 3xv a year</p>	<p>All of the above PLUS:</p> <p>Meet the teacher to discuss impact of Graduated Response</p> <p>Attend the first SEND Plan meeting and signpost as needed.</p> <p>Make referrals to outside agencies as needed.</p> <p>Research best practice and recommend CPD.</p> <p>Provide sample letters for SEND Plan Review mtgs and follow up attendance.</p> <p>Monitor the use of additional adults and allocate based on need</p> <p>Quality Assure SEND paperwork.</p>	<p>All of the above PLUS:</p> <p>Check all children consistently below SS=80 are on the SEND Register or being planned for in a way that will meet their needs.</p> <p>Monitor efficient use of additional adults – timetable their use to meet common targets</p> <p>Support staff wellbeing in the first instance</p>

For all children with EHCPs or those who a teacher thinks their SEND planning and teaching is not enough:

Teacher will...	SENCo will...	AHT will...
<p>All of the above PLUS:</p> <p>Create a weekly plan for the child showing:</p> <ul style="list-style-type: none"> - How they are supported in each lesson - What level of support:1:1, small group, independent - Ensure the child's name is on every provision or intervention is on Edukey <p>Write a Positive Behaviour Plan / Positive Handling Plan / Pupil Support Plan / Risk Assessment with MBS if needed</p>	<p>All of the above PLUS:</p> <p>Prepare an EHCNA (EHC Needs Assessment, which should lead to an EHCP), incl work with families and outside agencies</p> <p>Create a costed Provision Map showing spending over £6000</p> <p>Write the School Report for EHCNA with the teacher</p>	<p>All of the above PLUS:</p> <p>Monitor weekly planning of High Level Needs children – looking for efficient use of additional adults – timetable their use to meet common targets</p> <p>Plan for efficient and effective use of The Bridge to support as needed</p>

How does the school know if my child needs extra help?

Summary



When a pupil has made sufficient progress in their area of need that they no longer require any provision that is different from or additional to that which is normally available as part of high quality and differentiated teaching, they will no longer be seen as requiring SEND Support.

At this point, through discussion and agreement with parents/carers the pupil will be removed from the school's SEN register.

In some circumstances, despite the school providing SEND support, a child may not make expected progress. At this stage the parents may consider requesting an Education, Health and Care assessment by the Local Authority, which the school would support. The LA will consider the evidence of action taken by the school as part of SEN support.

Education Health Care Plan (EHCP)

A small number of pupils (4.3% of UK pupils, Jun 2023) whose needs are complex and long term, may require a greater level of support than the school can provide from its own resources. For these pupils all the evidence from the graduated approach process will be gathered and a request made to the local authority to conduct an Education, Health and Care Needs Assessment (EHCNA). The process is thorough and detailed and can be completed with the SENCo or by a family on their own.

Families can apply via the Local Authority.
The link is [here](#) from The Local Offer page.



This video explains more about EHCPs

This may result in an Education, Health and Care Plan (EHCP) being provided. Hill View School follows the Oxfordshire Local Authority’s guidance and processes for this process and involve parents/carers and the child from the beginning. This is outlined in the following pages.

You will be asked to complete a medical form like this

NHS Oxford Health
NHS Foundation Trust

Medical Questionnaire

The professional completing this request for an EHC assessment must talk with parents and young people to gather information about the child or young person's health needs. Please use the script to that they understand the purpose of the questionnaire.

As part of the Education, Health and Care needs assessment process, the Local Authority is required to obtain information from health professionals so they can find out whether any medical condition affects your child's learning. This information is referred to as 'medical advice'. Consulting this section helps to make sure the request for medical advice goes to the right person in health to avoid delays in deciding if your child needs an assessment appointment.

Child's NHS Number (if known)

Name of General Practitioner

Address of medical practice

If your young person is aged 16 and over, does he/she access the annual health check by their GP? ☐ YES ☐ NO

If so, what was the date of the last appointment: _____

Does your child or young person miss school because of their health needs? ☐ YES ☐ NO

If yes, please give more details: _____

Medical History:

Does your child/young person have a diagnosis or any medical conditions e.g. Asthma, epilepsy, hearing or visual problems? If so, how does this impact on his/her learning or day to day living?

To handle under the care of any hospital consultant? If so, please give the consultant's name and the name of the hospital/clinic and the date of the last appointment. (Please repeat as appropriate)

Currently Paediatrician: Yes/no
Child and Adolescent Mental Health Service (CAMHS): Yes/no
Adult Mental Health Service: Yes/no

To handle known to any other health care professional? If so, please include the name(s) of the people your child/young person sees and where they are based.

Is your child/young person waiting for an assessment or have an appointment with any health service? If so please give the reason for assessment, name and contact details of the service.

Information sharing

Signing this Medical Questionnaire enables the Local Authority and NHS to share information about your child so we can complete a full and accurate assessment of all their needs.

EHC Needs Assessment Medical Questionnaire, February 2019

All about me
Your name: _____ Today's date: _____

Questions for you to think about

What is important to me?

What am I good at?

What do I find difficult?

What do I like to do the most at school/college?

What do I like to do the most out of school/college?

What would I like to achieve this year?

What makes me happy?

What would I like to achieve in the future?

Completed by: _____
If you are completing this on behalf of the child/young person what is your relationship to them?

Questions for your family to answer about you

What is important to them?

What is important for them to keep them healthy and safe?

What do others like and admire about them?

What are their likes and dislikes?

What makes them happy or sad?

How do they communicate with others?

How do others communicate with them?

Do they have any significant routines or rituals?

What places do they like to go?

Who are the important people in their life?

What are their gifts, qualities and skills?

What would their perfect week look like?

What would you like them to achieve this year?

Completed by: _____
Relationship to child/young person: _____

Your child is in the middle of the process. You will be asked to complete a Parent Voice and Pupil Voice questionnaire like this



More information can be found on the following pages, or via The Local Offer or SENDIASS



Requesting an Education, Health and Care (EHC) Needs Assessment

An EHCP can be requested by parent, young person, teacher or anyone else concerned about the child's SEN

Where, despite the school having taken relevant and purposeful action to identify, assess and meet the SEN of the child or young person, the child or young person has not made expected progress, the school or parents should consider requesting an Education, Health and Care needs assessment.

When your initial request has been received, think about what help you might need with this, for example from an independent supporter who can help you through the process. Your LA will ask you about this. Independent Supporters can be supplied by a local non-profit organisation or by the IASS Network, depending on the area you are in. The IS can help to coordinate the process and/or provide help and support to your family while the process is underway. You can decide the kind of help, if any, that you think you will need

A full diagram of the process can be found in the Code of Practice p154.

Contact your local authority's SEN department and ask to start the SEN Statutory Assessment process.

You then have six weeks during which time the Local Authority should seek to gather school reports, old IEPs/ documentation from the Assess/Plan/Do/Review process, any other speech & language/educational psychology/ OT or other reports.
Parents may wish, if they are able, to gather together all the reports and information that related to their child's SEND themselves as well to ensure everything is considered by the LA. This will also assist as a timeline reminder

You then need to write your child's story including any relevant information from the gathered reports. If you have an Independent Supporter, they will be able to assist you with all of these steps. Include how your child's difficulties impact upon your whole family and what support your child already has that really helps. Remember to think about their strengths as well! Make sure you number the reports and include them in your application (only ever send copies). Any medical and social care needs should be included.

The local authority decides whether or not to conduct an assessment of SEND.

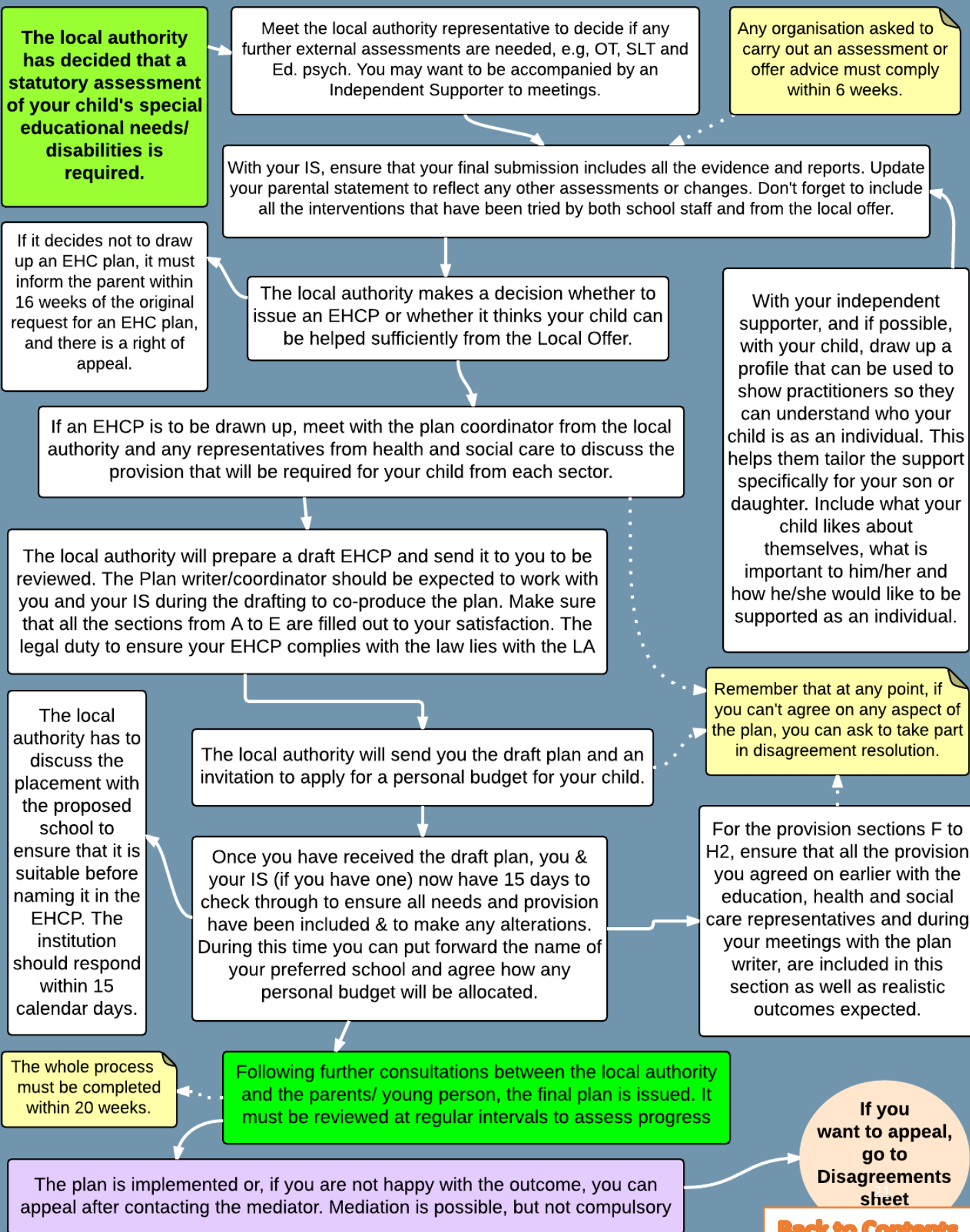
If an assessment is agreed, move to part 3 "conducting an assessment"

If the response is no, the LA should advise you of other options short of statutory assessment that can support your child from the Local Offer on the Assess, Plan, Do, Review process. Your LA should never just say 'No' without looking at what provision can better help your child from the Local Offer

If you are not satisfied with this decision or any other help sourced from the Local Offer help you can seek mediation and/or appeal to the SEND Tribunal

Move to part 4, Disagreements"

Conducting an Education, Health and Care (EHC) Needs Assessment



What you can do if you disagree with decisions

If you are not satisfied with either a local authority's decision not to assess your child for an EHCP, OR not to provide an EHCP after a statutory assessment, you can appeal to the SEND Tribunal.

Appealing to Tribunal can be done in the name of the parent or the child/ young person. Additionally, if you are not satisfied with any of the needs or provision or placement offered in a new EHCP, you can also appeal (but only to SEND Tribunal for the education part). Despite the health provision being a legal duty, there is, at present, no single pathway to the appeal process.

For both health provision and social care complaints about provision in an EHCP, you must use the relevant complaints process for that provider. If you are still not satisfied, you can contact the health or social care ombudsman

Remember that at any point, if you can't agree on any aspect of the plan, you can ask to take part in disagreement resolution. This is in ADDITION to any mediation or appeal

To appeal, you have two months after the local authority's decision. You can register an appeal when you have a certificate from the mediator. If you choose to go to mediation & it fails, you will have a minimum of a month after that to register an appeal.

Before appealing about

1. Refusal to assess,
2. Refusal to issue an EHCP, OR
3. The SEN part of an EHC plan

you **must** first contact a mediation advisor. The LA must inform you about how to do this*. The mediator will give you evidence that you have done so. You will be encouraged to participate in mediation, however, this is not compulsory if you feel that mediation will not work. If at all possible, keep the lines of communication open - you can still reach an agreement that works for your family at any time up to the date of Tribunal.

* If your appeal is only about placement aspects, you do not have to seek mediation first

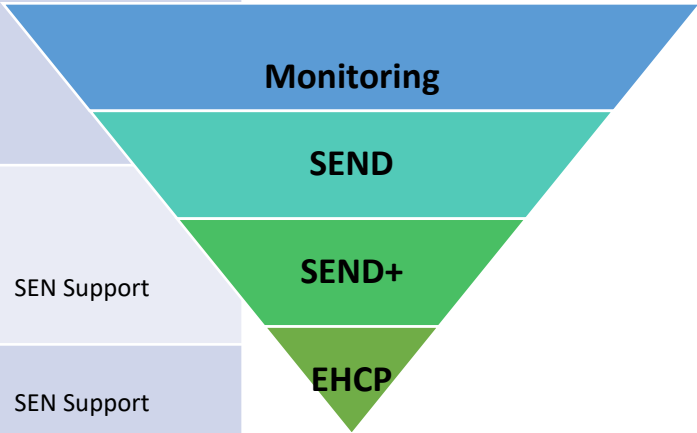
All decisions where there is no appeal right to the Tribunal can be challenged via Judicial Review. Families will need legal advice in relation to Judicial Review and legal aid may be available to pay for this.

If you do decide to head for tribunal, there are free sources of legal advice to help such as IPSEA <http://bit.ly/ipsea-SEN> and Contact A Family SEN line <http://bit.ly/CAF-SEN>. (SNJ advice: It is not advisable to go to appeal without seeking legal advice and/or advocacy support)

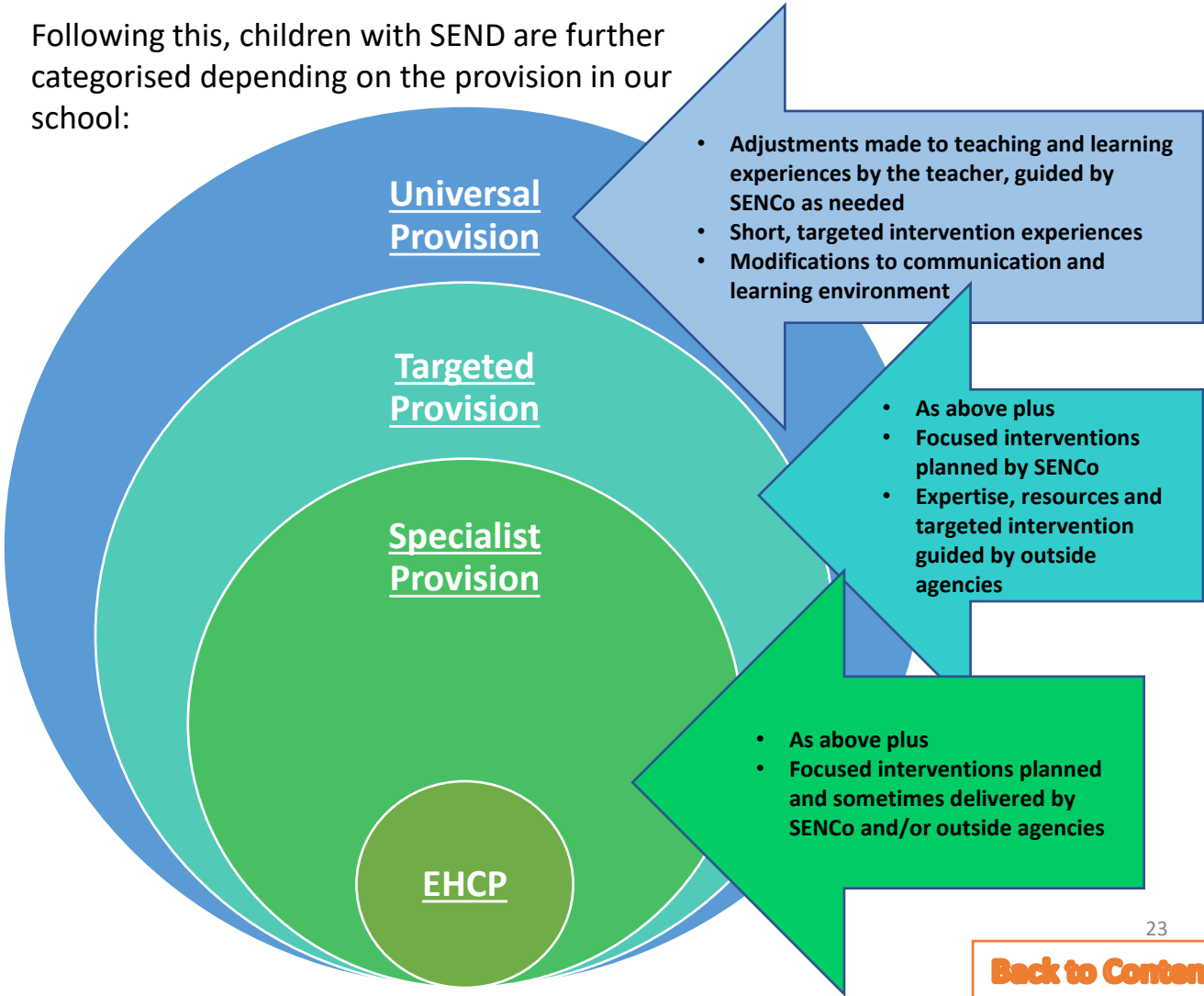
Full details can be found in Chapter 11 of the SEND Code of Practice

Organisation of SEND Provision

Children on the working Hill View School SEND Register are recorded as:	Children on the <i>official</i> School SEND Register (Arbor) are recorded as:	Nationally, this level of the SEND Register is called:
Monitoring (M) (adapted or additional provision to close a gap, close observation and assessment to identify a potential SEND)		
SEND Support (K) (adjustments made to educational provision, likely involvement of outside agencies)	SEND (K)	SEN Support
SEND+ K+) (as above, plus likely assessment for EHCP or additional funding)	SEND (K)	SEN Support
EHCP (E) (specific adaptations and additional funding is granted)	EHCP (E)	EHCP



Following this, children with SEND are further categorised depending on the provision in our school:



Putting my child at the centre of their provision – using their voice

At Hill View School, we believe that giving children a voice in planning and reviewing their support can be empowering. It can increase the impact of any action taken to support progress towards outcomes and realise their aspirations.

We encourage positive dialogue with children to gain a realistic view of how they see their school experiences. It helps signpost actions which will support adaptations in teaching and targeted interventions to overcome difficulties.

This dialogue is led by staff who know the child best and may be in a formal meeting or an informal chat e.g. sharing lunch with the child. In deciding how to engage with children and capture their views, age and level of need is taken into account. For a very young child, or a child who is unable to express their own views, focused observations by key adults develops a clearer understanding of when a child feels safe and confident or when they feel anxious and distressed.

Questions and resources we might use to understand the opinions and ideas of our children at Hill View School include all or some of the following:



<ul style="list-style-type: none">• What do you enjoy most about school?• Do you worry about anything to do with school?• What things do you find more difficult at school?• On a scale of 0-10 how good do you think you are at reading, writing ---?• What lessons do you find interesting?• Do you enjoy breaks and lunchtimes?• Are break times and lunchtimes a good time for you?• How do you feel about being in a new class or year group?• Do you find school a friendly place?• What do you think you are good at?• What would you like to get better at?• Do you like answering questions in class?• When do you work at your best?• What distracts you in class?	<ul style="list-style-type: none">• What is your favourite piece of work you have produced this term?• What activity / topic have you enjoyed the most?• Are there any things that make you feel angry or frustrated when in class or doing homework?• What helps you to learn?• What doesn't help you to learn?• Do you know what to do if you are stuck or do not understand?• Do you like the group you are working in?• Do you like new challenges?• How do you like to be praised?• Who or what helps you best at school?• What stops you learning?• What stops you working in class?• Do you like working by yourself?• Do you like working with others?
---	---

We might use resources like these to record ideas from the child.

Similar tools may be used from <http://helensandersonassociates.co.uk/person-centred-practice/person-centred-thinking-tools/>

Putting my child at the centre of their provision – using their voice

Before and after a provision or Intervention, we use **The Blob Tree** to understand the child's feelings



Older children, or at times of Transition into a new school, The Retracking Folder might be used.

One Page Profile

This is one way of capturing all the important information about a child on a single sheet of paper under three simple headings: what people appreciate about me, what's important to me and how best to support me. We let the child choose from lots of personalised formats from <http://www.sheffkids.co.uk/adultssite/pages/onepageprofiletemplates.html>



How will the curriculum be matched to meet my child’s needs?

Everyday learning

At Hill View School, our teaching and learning is based on the [Rosenshine Principles](#), which support children to make progress, i.e. know more and remember more. Our Curriculum is based on what our children need and how children learn, e.g. through an awareness of [cognitive load](#) and what is needed for good [executive function](#). The [Brain Smart Start](#) also supports the children’s memories and readiness to learn. These are all outlined in the [Teaching and Learning Policy](#) on the school website. **Teaching through an awareness of these helps all pupils; especially those with SEND.**

Every teacher is responsible and accountable for the progress and development of all children in their class even when they access extra support. To enable children with SEND to access teaching and learning in Hill View, they are supported through scaffolding, individualised challenge/ resources and carefully targeted teaching. This may look like one or more of the following:

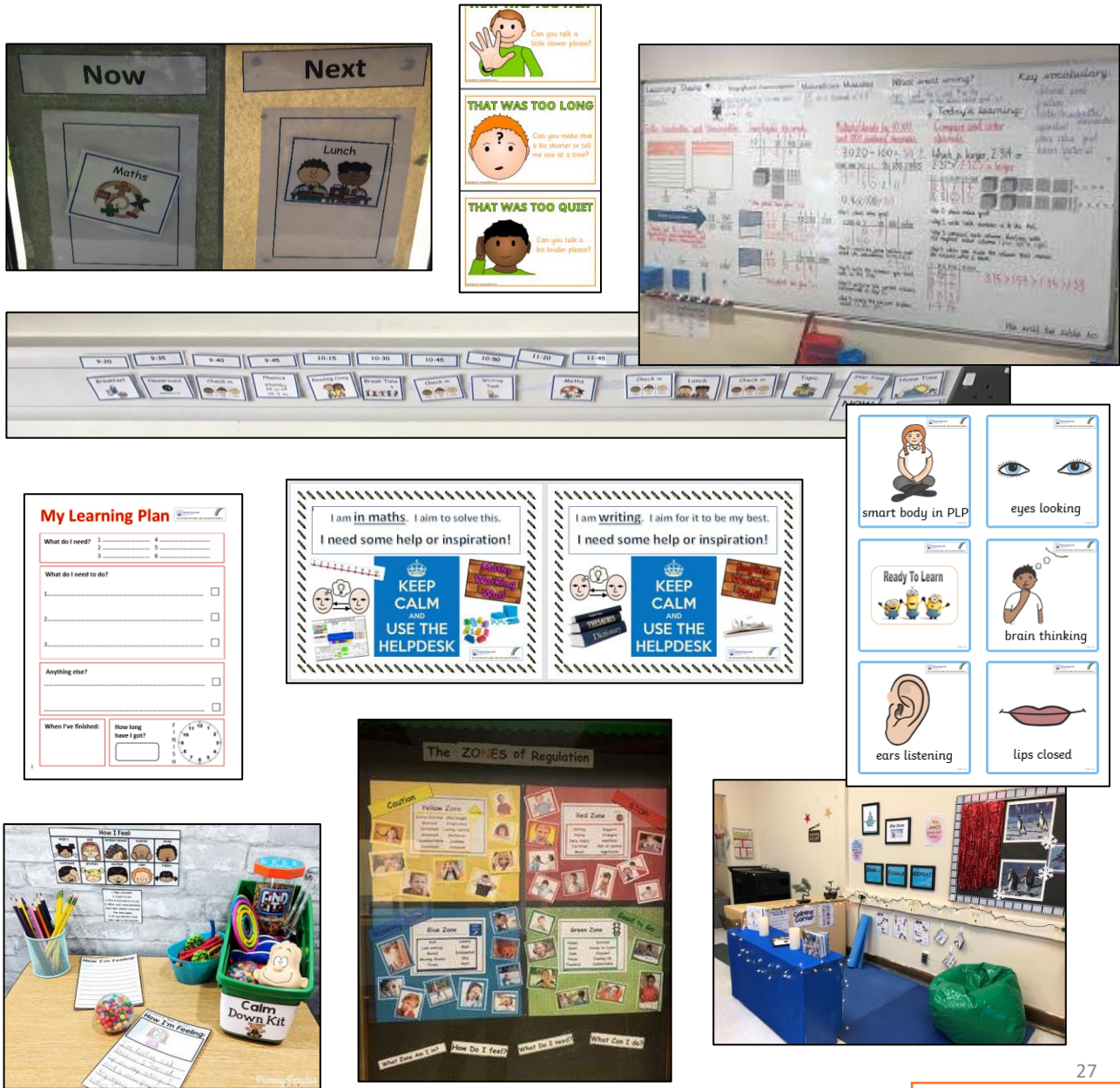
Support from people	Support from place and things
<p>An individual learning programme for English and Maths based on Access To Education SEN Toolkits</p> <p>Specific feedback and success criteria</p> <p>Take-Up Time</p> <p>Activities and listening broken up with breaks for more kinaesthetic activities</p> <p>Pupils are clear what is expected – use of ‘WAGOLL’ – what a good one looks like – examples.</p> <p>My turn – Our turn – Your turn</p> <p>Understanding check-ins</p> <p>Pre-teaching of new concepts</p> <p>Over-learning of old concepts</p> <p>Instructions given in small chunks with visual cues</p> <p>Differentiated outcome e.g. cartoon strip instead of written prose, adult scribe</p> <p>Additional modelling, prompting, scaffolding or cluing from another adult</p> <p>Peer support or Talk Partner to rehearse answers</p>	<p>Learning Kit containing maths, writing and spelling support cards</p> <p>Classroom well organized and labelled (with picture symbols)</p> <p>Spellcheckers</p> <p>Word banks and definitions</p> <p>Notes, colour and mind-mapping formats for reminders</p> <p>Zones of Regulation</p> <p>Reflection Space and Time Out opportunities</p> <p>Visual timetable</p> <p>Now and Next Board</p> <p>Task Management Board</p> <p>Active Listening for Active Learning support cards</p> <p>Use of alternative technologies and/or software</p> <p>Visual aids and practical equipment accessible and signposted</p> <p>Writing frames</p>

SEND-Friendly Learning Environment

At Hill View School, we endeavour to make children with SEND feel included in every lesson, independent and capable of self-help. We want all our children to feel proud that they have overcome challenge, or made the right choice, on their own. The leader of support for developing classroom environments is Miss Cloe Buswell.

So to enable children with SEND to access teaching and learning in Hill View School:

- Classroom displays contain key, often visual, information to support and scaffold learning
- Classrooms are clutter-free to reduce a child's feeling of overwhelm/visual stress
- Classrooms are organised with clearly labelled, accessible and signposted practical resources to support learning, e.g. maths equipment, word mats
- Classrooms contain a Reflection Space where a child can regulate their feelings, or have some time to calm down in times of upset or frustration



Support for specific Areas of Need – Communication and Interaction.

In addition to the everyday modifications outlined in the previous pages, Hill View School provides support that is specific to the four broad areas of need. These are chosen by the teacher, in consultation with parent/carers and child, based on an individual's need and age/stage of development. It could look like one or more of the following:


- Photographs of staff and pupils displayed around school and on classroom doors
- 'Rules' of good listening displayed, taught, modelled and regularly reinforced
- Pupils aware of pre-arranged cues for active listening (e.g. symbol, prompt card)
- Pupil's name or agreed cue used to gain individual's attention – and before giving instructions
- Range of multi-sensory approaches used to support spoken language e.g. symbols, pictures, concrete apparatus, artefacts, role-play
- Instructions broken down into manageable chunks and given in the order they are to be done
- Checklists and Task Management Boards – simple and with visual cues
- Delivery of information slowed down with time given to allow processing
- Pupils are given an additional demonstration of what is expected
- System of visual feedback in place to show if something has been understood
- Pupils are encouraged – and shown – how to seek clarification
- Prompt cards using a narrative framework (who, where, when, what happened etc.) used to support understanding of question words
- Talk Partners used to encourage responses
- TAs used effectively to explain and support pupils to ask and answer questions
- Classroom furniture and groupings consider whether pupils with speech & communication needs can see visual prompts and the teacher
- Access to a quiet, distraction free work station if needed
- 'Word walls' or similar to develop understanding of new vocabulary
- Parents advised of new vocabulary so it can be reinforced at home
- Appropriate use of visual timetables – personalised to the child
- Minimise use of abstract language
- Ensure that preferred methods of communication (as well as level of eye-contact) known by all staff within school
- Now and Next boards and individual Calm Box or alternative activity to be done when tasks are complete
- Additional ideas for supporting Speech, Language and Communication are found [here](#) too.

Support for specific Areas of Need – Cognition and Learning.


In addition to the everyday modifications outlined in the previous pages, Hill View School provides support that is specific to the four broad areas of need. It could look like one or more of the following:

- ‘Next steps’ for learning derived from what the pupil can already do – referring back to earlier stages when necessary
- Key words/vocabulary emphasized when speaking and displayed clearly
- Instructions broken down into manageable chunks and given in sequence
- Pupils encouraged to explain what they have to do to check understanding
- Use of notes, lists, symbols and colour coding
- Alternative ways to demonstrate understanding e.g. diagrams, mind maps, use of voice recorders
- Provide – and teach use of – range of writing frames to aid organisation
- Alphabet strips, key words and/or phonics mats on desks
- Occasional opportunities to work with a scribe – perhaps within a small group to produce a piece of writing for ‘publication’ e.g. displayed on the wall, read to other children etc.
- Use IT programs and apps to reinforce and revise what has been taught, word processing longer writing tasks
- To support short term memory, Talking Tins or small whiteboards and pens are available for notes, to try out spellings, record ideas etc.
- Range of coloured overlays/reading rulers available
- Coloured paper for worksheets and coloured background on smart board
- Texts which reflect interest and age range – good range of ‘hi-lo’ (high interest, low reading age) available
- Diagrams and pictures to add meaning alongside text
- Cloze procedure exercises to vary writing tasks and demonstrate understanding
- Don’t ask pupil to read aloud in class unless you know they have pre-prepared and are comfortable with this
- Additional time to complete tasks if necessary
- Teach and model memory techniques
- Use different coloured pens to support learning spellings, identifying different sections of text, one colour for each sentence etc.
- Minimise copying from the board – provide copies for pupil if necessary
- Teach pupil how to use Task Management Boards, with laminated ones available
- Additional supports for maths are found [here](#).

Support for specific Areas of Need – Dyslexia.




Oxfordshire
Partners in Learning



OXFORDSHIRE
COUNTY COUNCIL

Oxfordshire Literacy Difficulties

Policy and Advice 2016



Produced by the Oxfordshire School Inclusion Team (OXSIT)

© Oxfordshire Partners in Learning, Oxfordshire County Council.
All rights reserved.

More information on Literacy difficulties, including dyslexia, can be found in this Oxfordshire LA guidance.


The Literacy Assessment Pack is used to help discover specific areas of difficulty.



Appendix 1:
Assessment of early literacy skills

This subsection includes

- Introduction
- Literacy Assessment Pack



The Primary Dyslexia Friendly and Inclusive Classroom

Features	The Classroom Environment	Examples
A comfortable environment -	Room is suitably lit and ventilated Water available FWB background is set to buff or pale blue Pupils with literacy difficulties where they have good view of the teacher or learning resources Displays at an accessible height and uncluttered	
Celebration of successes	Reward and motivation charts reflect all areas of learning and provide opportunities for individual skills and aptitudes to be recognised	
Access arrangements to support self-help and independent learning	Symbols, pictures, audio links to support written communication for notices in the classrooms, notices around the school, menus in the dining room etc. Written labels with learner friendly fonts – Sansserif, comic sans. Removals accessible on tables and walls including word banks, alphabet strips, mini whiteboards and pens tactile leasers (wooden or magnetic) alphabet rainbows, learning mats, glossary of key/topic words with picture cues. Special equipment – self-binding scissors, pencil grips, fidget toys, writing slope, and pencil rulers. Self-advocacy cards	
Learner friendly seating arrangements	Mixed groupings to reflect strengths and not just low reading ability Study buddy	
Actions to relieve visual stress and aid visual clarity	Colour background to FWB Useful tools on FWB such as reveal, spot light to manage quantity of information Coloured overlays for reading Use of a variety of colours on the board to separate lines, sections or paragraphs Double line space to break up text.	
Visual aids/timetables to help organisation/memory/structure of lesson or potential difficulties	Symbols or digital images, marker or arrow to indicate where I like day and time passing. Use of clocks to support time of the day Visual sand timers / FWB for support progress with tasks.	

These guidelines were collated by Croydon Council from guidance from a range of sources including Dyslexia Action and the Dyslexia Inclusion Development programme.

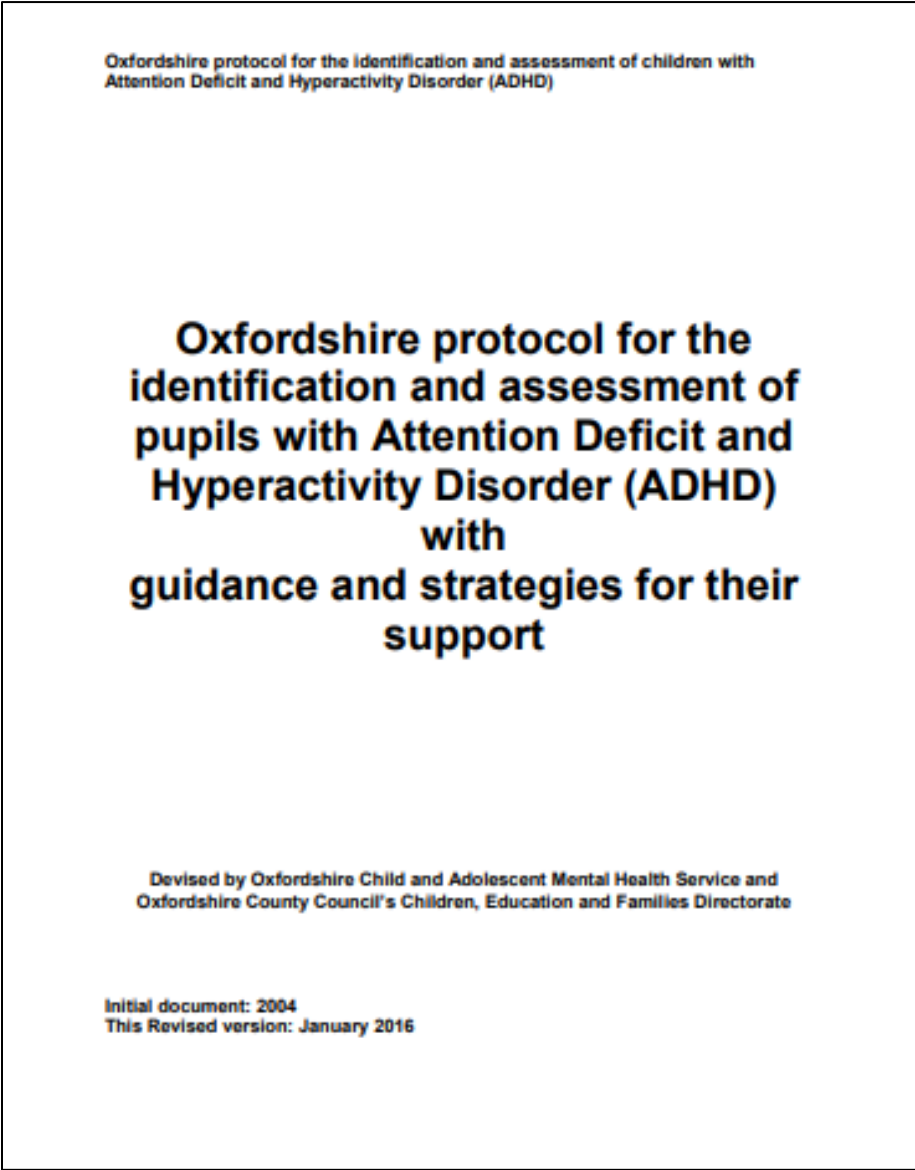
Teaching	
Features	Examples
Objectives clear and build on prior learning Success criteria identified.	Objectives shared verbally and visually and revisited Objectives and success criteria adapted as required.
Regular opportunities to check and demonstrate understanding.	Traffic light cards/ thumbs up. Tell a friend how to ____ Formative assessment
Opportunities for pupils to demonstrate strengths and skills across wide areas of learning – building confidence and self-esteem.	Highlight successes/skills in social interaction skills – group leaders and team work Achievements and attributes in wider areas of learning and extra-curricular activities such as art and drama, problem solving, sport, and debating
Explicit teaching of new technical/ topic based vocabulary	Pre learning word/ or post of new topic technical vocabulary to introduce and embed understanding Display posters and table top glossaries Subject specific dictionaries / word banks Mind maps.
Resources and strategies to support memory and processing skills	Allow take up time to process and respond to questions Chunking tasks into smaller steps Use of post it notes and mini whiteboards to provide prompts and for jottings Task management boards
Resources and strategies that reduce barriers to writing and offer options to alternative forms of recording	Mind maps Computer based recording such as Clicker grids Worksheets on printed coloured paper Worksheets are clear and uncluttered with information chunked. Choice of writing tools Dictaphones and/or digital voice recorders Scribes or buddy writing Planning frames and scaffolded approaches are used to support extended writing tasks Allow extra time for written tasks
Use of language	Use short instructions supported by visual cues
Reduce homework load	Target 5 spellings to learn rather than 30 or more Ensure spellings to learn are relevant Alternative forms of recording an option to minimise writing demands Time limit time to spend persevere with homework tasks with sign of from parents.

These guidelines were collated by Croydon Council from guidance from a range of sources including Dyslexia Action and the Dyslexia Inclusion Development programme.

Support for specific Areas of Need – SEMH.

In addition to the everyday modifications outlined in the previous pages, Hill View School provides support that is specific to the four broad areas of need. It could look like one or more of the following:

- Praise and encourage child's strengths – ensure they have opportunities to demonstrate their skills to maintain self-confidence.
- 'Catch' the child making the right choice and emphasize positives in front of other pupils and staff (where appropriate)
- Child is given a classroom responsibility to raise self-esteem
- Calming music is played where appropriate
- Brain Breaks are given to allow for legitimate 'moving around' activities
- Interactive strategies are used where possible e.g. pupils have cards/whiteboards to hold up answers, come to the front to take a role etc.
- Expectations for behaviour are explicit - clear targets, explanations, modelling
- Time Out and/or use of Reflection Space is allowed through a Time Out card
- Communication is done in a calm, clear manner
- Instructions, routines and rules are short, precise and positive
- Children are listened to, giving them an opportunity to explain their actions. We use a Restorative Justice and Mend It Meeting approach.
- Personal Visual Timetable and 'Now and Next Board'
- Some simple, accessible activities for the child to use as 'calming' exercises
- Communicate positive achievements – no matter how small – with home and encourage home to do the same, e.g. a 'Golden moments' or 'Good News' book or 'Good notes' to be collected in a small plastic wallet
- Zones of Regulation (at home and school) and planned Emotional Check-ins
- Allow pupil to have a safe place to store belongings and fiddle toys
- Ensure groupings provide positive role models
- Transition from whole class work to independent or group work is taught, clearly signalled and actively managed
- Use a visual timer to measure and extend time on task
- Some use of post-it notes for questions and ideas rather than interruptions
- Provide alternative seating at carpet time if this is an issue
- Legitimise movement e.g. asking the child to take a message, collect an item
- Books and equipment are easily accessible and available for use.
- The child's name is used to ensure attention before giving instructions
- Additional ideas for support for SEMH can be found [here](#).



More information for staff on ADHD can be found in this Oxfordshire LA guidance found at <https://schools.oxfordshire.gov.uk/cms/sites/schools/files/folders/folders/documents/SEN/adhd/ADHDprotocol.pdf>

This guidance supports Hill View School in identifying, supporting and providing for children with this specific learning difficulty



Support for specific Areas of Need – Physical/Sensory Needs.

Hearing impairment

In addition to the everyday modifications outlined in the previous pages, Hill View School provides support that is specific to the four broad areas of need. It could look like one or more of the following:

- Careful seating that allows the child to see the teacher clearly and also see other speakers, e.g. back to the window, best hearing ear close to the Smartboard
- Verbal instructions are reinforced by repeating several times, give no more than one or two instructions at a time and ask the child to explain what is required to check understanding
- Child is addressed by name to gain their attention before important information is given
- Background noise is kept to a minimum
- Pre-Teaching Vocabulary, and displays, include visual images as quick reference
- Speech rate is slowed down a little, while keeping natural fluency
- Use of rich and varied language is not limited – trying to stick to short words and limited vocabulary can limit natural speech patterns and full meaning
- More thinking and talking time is encouraged
- Careful listening is taught and modelled along with signals when careful listening is required
- Contributions from other children are repeated if needed – their voices may be softer and speech more unclear
- Key words are written on board to focus introduction and conclusion
- Occasional checks that oral information/instructions have been understood
- We face the pupil when speaking
- We keep hands away from mouth
- Listening time is divided into short (ish) chunks
- Visual symbols are used to support understanding



Support for specific Areas of Need – Physical/Sensory Needs.

Visual impairment

In addition to the everyday modifications outlined in the previous pages, Hill View School provides support that is specific to the four broad areas of need. It could look like one or more of the following:

- As many first hand 'real' multi-sensory experiences are given as possible
- Correct seating in relation to board, whiteboard, Smartboard taking into account levels of vision in each eye
- Different paper/Smartboard colours are tried out to try to find best contrast
- Lighting is considered where possible, e.g. sitting near and working in natural and artificial – which is most comfortable?
- Shiny surfaces are avoided where possible as they may reflect light and cause dazzle
- Advice from specialist teams is enacted, e.g. appropriate font style and si
- Short spells of visual activity are interspersed with less demanding activities
- Inessential copying from the board is avoided
- Where copying is required, appropriate print size photocopy is available
- If copying from the board is absolutely necessary, use different colours for each line and leave a gap between lines
- A range of writing materials are available so that the child can choose most appropriate to maximize vision
- Verbal explanations are used when demonstrating to the class, e.g. reading out aloud as we write on the board
- The sharing of texts/iPads is avoided unless doing so is a priority for social reasons e.g. working together on a project.
- We avoid standing in front of windows so our face does not become difficult to see
- The pupil is addressed by name to get their attention




Support for specific Areas of Need – Physical/Sensory Needs.


Co-ordination Difficulties

In addition to the everyday modifications outlined in the previous pages, Hill View School provides support that is specific to the four broad areas of need. It could look like one or more of the following:


- Activities are broken down into small chunks with praise for completing each part
- A range of different pen/pencil grips are available
- A range of line spacings are available
- Sequencing skills are taught, encouraged and/or supported
- Cue cards and Task Management Boards are available and may help the child to sequence a task e.g. 1. Clear your desk 2. Collect the equipment you need (with visual cues) 3. Put the date at the top of the page etc.
- Minimise unnecessary copying, e.g. of date/Learning Question
- Organisation of classroom is maximised to allow free movement
- The child is allowed plenty of space to work – where space allows, he/she is placed next to a ‘free’ desk?
- Left and right handed pupils are not sitting next to each other with writing hands adjacent
- Seating allows pupil to rest both feet flat on the floor, with appropriate table/chair heights so that desk is at elbow height
- Sloping desk provided if needed
- Child is positioned so he/she is able to view the teacher directly without turning the body – close enough to see and hear instructions
- Child is seated where there are minimal distractions e.g. away from windows and doors
- Oral presentations, or different ways of recording ideas are used as an alternative to some written work
- Lined paper with spaces sufficiently wide to accommodate pupil’s handwriting
- Mark starting point for each line with a green dot
- We attach paper to desk with masking tape, or provide a non-slip writing mat to avoid having to hold with one hand and write with the other




Leicestershire
County Council



Leicestershire
County Council




Rutland
County Council



Leicestershire Partnership
NHS Trust

SENSORY PROCESSING RESOURCE PACK: FOR SCHOOLS KEYSTAGE 1- 4

Supporting Children with Sensory Processing
Differences in School Settings



Version 1 – Jan 2014
Version 2 – March 2014
Version 3 – April 2014
Version 4 – September 2015

Following Assessment of need via the Sensory Checklist from Raising a Sensory Smart Child, © Biel & Peske, 2005, this guidance supports Hill View School in supporting and providing for children with this specific physical difficulty

How accessible is the school environment?

Supporting pupils with physical needs

- We have an accessibility plan in place to ensure that pupils with SEN and Disability can take part in all aspects of school life.
- The schools accessibility plan is updated annually and can be viewed on the school website.
- The plan also outlines actions the school intends to take to further develop access and inclusion for pupils with disabilities.
- We access support from the LA SENSS Team to ensure our provision is relevant, reasonable and helps develop your child's access and independence on a case-by-case basis.
- Our school has ramps at each change of level, and lifts to get to a second floor.
- Our school has outside areas of various surfaces, so that all children can access sports.

The Sensory Room

We have a Sensory Room on site, where children with complex needs can experience different lighting, sounds and textures to help their development



Supporting pupils with medical conditions

- Where children with SEND also have medical needs, their provision is planned and delivered in a co-ordinated way with their healthcare plan (*see our Supporting Children with Medical Conditions Policy*).
- Our Supporting Children with Medical Conditions Policy and Intimate Personal Care Policy can be downloaded from the school website: <https://hillview-school.co.uk/portals/0/documents/policies/HV%20Supporting%20Pupils%20with%20Medical%20Conditions%20Policy%20Dec%202018.pdf?ver=2019-08-29-161101-700>

Depending on specific needs of your child a more personalised access plan or individual health care plan will be drawn up in consultation with you. This will be reviewed and updated on a regular basis. The leader of support for children with medical needs is Mrs Marshall-Hopkins.



Mrs Dawn Marshall-Hopkins, Medical Lead TA

Standardised Tests - Access Arrangements.

Access Arrangements are one key way in which we comply with our duty under the Equality Act 2010 to make reasonable adjustments.

At Hill View School, we do our best to ensure that those pupils who require Access Arrangements receive them. This is based on diagnostic testing as well as history of need and normal way of working.

The SENCo works closely with all teaching staff in completing the application to the awarding bodies. Please see the Year 5/6 Leader, Mr Neil Johnson, if you feel your child needs Access Arrangements for SATs and he will liaise with SLT and SENCo to begin the process of seeing whether your child qualifies.

Access Arrangements might include one or more of the following, if your child meets the criteria:

- Someone to read the questions in Maths tests (they can only read word for word, not explain)
- Taking the test in a small room away from the rest of the children (there would still be someone invigilating)
- The company of a Learning Mentor for reassurance (they can't help in any way)



After adaptations – Targeted Intervention

At Hill View School, we offer a broad and balanced curriculum for all children. Details of our curriculum can be found on the school website <https://hillview-school.co.uk/learning/curriculum> It is our intention that all children access, enjoy and thrive through this curriculum – regardless of additional need.

Where it has a positive impact on the progress of an individual child, we also offer a range of evidence-based **materials and equipment** across the school for children with SEND, e.g. Numicon in maths, iPads, Dyslexia-friendly font/line spacing, Wobble cushion, chew toy. This **Provision** is part of their every day.

Targeted Intervention for children with SEND is additional to things provided as part of the school’s usual curriculum strategies. Such provision may be part of their Edukey SEND Plan. We offer a range of evidence-based intervention programmes across the school for children, including those with SEND – see below.

After assessment and target setting, we include best practice Interventions from the [EEF](#). They are short term and often led by a trained TA linked to the child’s class. They are managed carefully so that children miss minimum curriculum time.

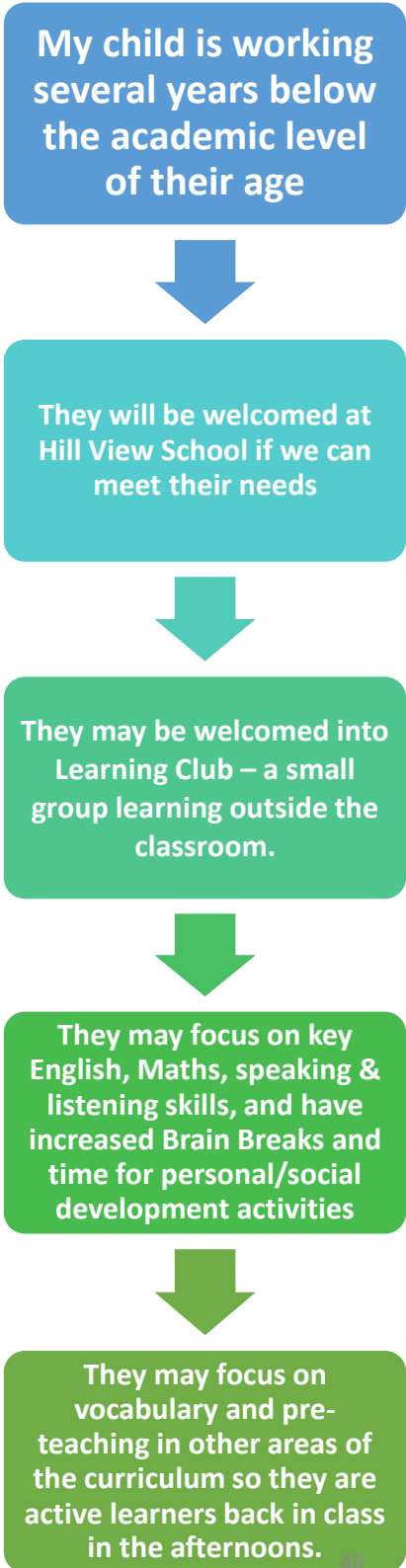
To accelerate progress in maths	To accelerate progress in language and literacy	To accelerate progress in physical development	To accelerate social and emotional development
Access to Education Maths Toolkit	Access to Education Reading/Writing/Speaking and Listening Toolkits	Target Ladders: Developing Co-ordination	Rainbow Room (KS2)
Target Ladders: Dyscalculia	TalkBoost/WellCom	Physiotherapy programmes of work	Nurture Group (KS1)
Power Maths	FFT Reading Recovery and/or 1:1 Reading	The Sensory Room	MHST Worker
Pre-teaching	Fresh Start Literacy programme	Yoga and Movement for Regulation	School Counsellor
TTRockStars & Numbots	Pre-teaching Vocabulary		Social Stories
NumberSense	Speech & Language programmes of work		Talkabout Self-Esteem and self-awareness
Learning Club (bespoke curriculum)	Target Ladders: Dyslexia		Talkabout Social Skills
	Language for Thinking		Talkabout Friendship Skills
	Precision Teaching and Toe-by-Toe		Practical Pragmatics
			Lego Therapy

A Bespoke Timetable or Curriculum

At Hill View School, we offer a broad and balanced curriculum for all children. It is our intention that all children access, enjoy and thrive through this curriculum – regardless of additional need. We adapt and intervene to make this possible.

Very occasionally (currently 0.6% of the school), the High Level Needs Consultant, Head of School and SENCo plan an innovative and bespoke timetable for an individual in order to support their wellbeing and maximise the chance of their success. This will not be long-term. We follow LA Guidance, parents are informed and it is explained to the child.

Mrs Michelle
Bruce-Simms,
High Level Needs
Consultant



Learning Club

Hill View School is proud of its tradition of innovating the curriculum to best suit our individual learners in each cohort. Our successful pilot project of 'Learning Club', has continued to go from strength to strength.

Learning Club provides a relevant, bespoke, life skills curriculum. Its aim is to build the child up to an internal feeling of Inclusion, with something to offer their class and also Inclusion in society as a whole.

Key Stage 1 Learning Club is for children with high levels of SEND who have come into Year 1 not quite school-ready.

Key Stage 2 Learning Club is for those children who are least two years behind their age group and are beginning to feel overwhelmed by the classroom's sensory and social expectations.

Learning Club lessons are planned by the SENCo with Middle Leaders and a Lead TA. The children are in Learning Club for most of every morning, joining their classes for the unifying and social parts of the morning such as Registration, Phonics and Breaktime. Children 'graduate' out of Learning Club when they are ready.



The benefits of Learning Club are many and varied, including:

- The small groups means there is more adult interaction, attention and listening for every child
- Children build confidence, friendship and social skills. They enjoy learning with like-minded peers, learning and practising key social skills (e.g. sharing) and learning behaviours (e.g. patient hands up.)
- The Pre-teaching of key vocabulary and themes in science, arts and humanities means the children take a very active part in lessons in the afternoons in class – occasionally a leading role. This is wonderful for both academic and self-esteem development.
- Learning can be tailored to activities which better stick – physical, games-based, arts-based and story/drama all feature regularly
- Time can be taken on key maths and English skills, over-learning things that matter greatly to key understanding later on. The slower pace helps things stick more.
- Lessons can be more based on special school principles, e.g. linking lessons to life skills and relevant contexts, lots of physical movement, social skills around sharing snack, lessons being broken into small manageable chunks, primarily kinaesthetic activity.
- There is an emphasis on speaking and listening, with key principles advised from outside agencies embedded into every lesson.

How will my child be included in activities outside of the classroom?

Extra-Curricular Clubs

- We undertake additional planning and risk assessments to ensure that children with SEND can take part in the wide range of extra-curricular activities the school offers.
- We are proud of our inclusive wrap-around care. We regularly monitor physical resources, attendance and staffing at Breakfast Club and Tea Club to make sure that pupils with SEND are able to access these enrichment activities. We make adaptations on a case-by-case basis where we can.

Sports and Arts events

- At Hill View, we frequently see children who find some aspects of school life tricky flourish in sports and arts.
- We choose participants on sporting/artistic merit, or in accordance with the criteria given to us by the organiser. We then undertake additional planning and risk assessments to ensure that children with SEND can take part if they meet the criteria.
- We are proud of the sporting/artistic success of several children with SEND or vulnerable to SEMH issues.
- The Sports Coach and SENCo complete an annual analysis of numbers of competitors with SEND, and talk to them about the impact events have had on their self-esteem and wellbeing.



Educational Visits

- All children are included in activities and trips in accordance with duties under the *Equalities Act 2010*.
- All children are open to the opportunity of the Year 4 Residential trip to Hooke Court and the Year 6 residential trip to Stone Farm.
- We undertake additional planning and risk assessments to help children with SEND to take part in school outings and residential trips. We then adapt them as much as practicable. We involve the child and family where the Risk Assessment suggests a bigger adaptation may be needed.
- We talk to parents when planning trips so that everyone is clear about what will happen.
- If possible, additional support staff, and/or the SENCo will attend a day/residential educational visit to help a child with complex SEND to take part.
- Occasionally, additional enrichment trips are planned for children with SEND, of those accessing Learning Club or Rainbow Room, so that they can practice their developed skills in a new context. In these cases, we increase the adult:child ratio, so that all children can access the opportunity safely.

How are the school's resources allocated and matched to children's SEND?


Hill View School, as part of normal budget planning, have a strategic approach to using resources (including staff) to support the progress of pupils with SEND. Additional support for any child will be provided by the school, up to the nationally prescribed threshold per pupil per year.

Where the cost of special provision required to meet the needs of an individual child exceeds this threshold, schools are not expected to meet the full costs of more expensive special educational provision from their core funding; an application to the Local Authority will be made for top-up funding or an Educational Health and Care Plan as appropriate.

The SENCo is always keen to hear about additional funding options, including grants, charities and from the PTA. Please contact the SENCo if you would like to work together on this.

The SENCo, together with Head of School and Governors, plan and prioritise the funding available for resources with consideration for: individual needs, types of needs and proportion of children benefitting from the resource. Resources include:

- SENCo
- Teaching Assistants (TAs)
- Training for all staff
- The Bridge, The Rainbow Room, Counsellor, Nurture Group and Learning Club
- The Sensory Room
- Outside expertise including Educational Psychologist
- Educational materials to help adapt teaching and learning
- Assessment and screener licences/credits




Additional Adult Support

Hill View School is fortunate to have very dedicated, enthusiastic, skilled and positive Teaching Assistants (TAs). Although class teachers hold responsibility for the provision and progress of all the children in their class, including those with SEND, they work extremely closely with TAs.

We work together using the ‘Maximising the Impact of Teaching Assistants’ (MITA) research findings. The SENCo has researched this at length and our school has been part of a project to be innovative in our use of these principles.

At Hill View School, we aim to enact the following best practice:

- Consistency of *approach*, rather than consistency of *person*
- Positive, respectful relationships between *all* staff and *all* pupils, so *all* children respond to *all* adults and vice versa
- *Active* involvement in learning and decision-making, not *passively* waiting for an additional adult to put you on the right track
- Children being given the *need* to communicate their opinions/ideas/wishes.
- Children being given everlasting *tools* rather than a person who may be absent.



Through these principles, we have seen that we can develop children who: are not reliant on one person to function well in school; can turn to any staff member to keep them safe and supported, and to instil high expectations; take responsibility for themselves and their learning, seeking support when it is needed, but not relying on it; solve their own problems, sometimes with help, but not *only* when they have someone to show them how.

Planning for Progress using TAs 2019-20		
Class: _____		
The aim of this document is that this has a specific focus for their time in your classroom, with the outcome being that more children make more progress. It is not expected that there is something in every box but should provide a list of ideas for you to choose from to make part of your everyday reasonable classroom for SEND/ vulnerable children. It might be a mission track by the teacher or TA. The list should also make sure that it is having maximum impact without too much missed class time. Please name focus children in every focus on your planning - outline or on a point in time.		
Communication and Learning Support	Which children?	When?
1. Who is working with a learning work at 8.45?		
2. Who is reading with 1.1? When? What is the focus of the 1.1 reading? (Name available from 10.00)		
3. Who needs to have pre-teaching for the day before (local strategies)?		
4. Who needs to have their understanding checked at the end of a writing lesson with an extra consolidation exercise?		
5. Who needs to have their understanding checked at the end of a writing lesson with an extra consolidation exercise?		
6. Who needs to have their understanding checked at the end of a writing lesson with an extra consolidation exercise?		
7. Who needs to have their understanding checked at the end of a writing lesson with an extra consolidation exercise?		
8. Who needs to have their understanding checked at the end of a writing lesson with an extra consolidation exercise?		
9. Who needs to have their understanding checked at the end of a writing lesson with an extra consolidation exercise?		
10. Who needs to have their understanding checked at the end of a writing lesson with an extra consolidation exercise?		
11. Who needs to have their understanding checked at the end of a writing lesson with an extra consolidation exercise?		
12. Who needs to have their understanding checked at the end of a writing lesson with an extra consolidation exercise?		
13. Who needs to have their understanding checked at the end of a writing lesson with an extra consolidation exercise?		
14. Who needs to have their understanding checked at the end of a writing lesson with an extra consolidation exercise?		
15. Who needs to have their understanding checked at the end of a writing lesson with an extra consolidation exercise?		
16. Who needs to have their understanding checked at the end of a writing lesson with an extra consolidation exercise?		
17. Who needs to have their understanding checked at the end of a writing lesson with an extra consolidation exercise?		
18. Who needs to have their understanding checked at the end of a writing lesson with an extra consolidation exercise?		
19. Who needs to have their understanding checked at the end of a writing lesson with an extra consolidation exercise?		
20. Who needs to have their understanding checked at the end of a writing lesson with an extra consolidation exercise?		
21. Who needs to have their understanding checked at the end of a writing lesson with an extra consolidation exercise?		
22. Who needs to have their understanding checked at the end of a writing lesson with an extra consolidation exercise?		
23. Who needs to have their understanding checked at the end of a writing lesson with an extra consolidation exercise?		
24. Who needs to have their understanding checked at the end of a writing lesson with an extra consolidation exercise?		
25. Who needs to have their understanding checked at the end of a writing lesson with an extra consolidation exercise?		
26. Who needs to have their understanding checked at the end of a writing lesson with an extra consolidation exercise?		
27. Who needs to have their understanding checked at the end of a writing lesson with an extra consolidation exercise?		
28. Who needs to have their understanding checked at the end of a writing lesson with an extra consolidation exercise?		
29. Who needs to have their understanding checked at the end of a writing lesson with an extra consolidation exercise?		
30. Who needs to have their understanding checked at the end of a writing lesson with an extra consolidation exercise?		
31. Who needs to have their understanding checked at the end of a writing lesson with an extra consolidation exercise?		
32. Who needs to have their understanding checked at the end of a writing lesson with an extra consolidation exercise?		
33. Who needs to have their understanding checked at the end of a writing lesson with an extra consolidation exercise?		
34. Who needs to have their understanding checked at the end of a writing lesson with an extra consolidation exercise?		
35. Who needs to have their understanding checked at the end of a writing lesson with an extra consolidation exercise?		
36. Who needs to have their understanding checked at the end of a writing lesson with an extra consolidation exercise?		
37. Who needs to have their understanding checked at the end of a writing lesson with an extra consolidation exercise?		
38. Who needs to have their understanding checked at the end of a writing lesson with an extra consolidation exercise?		
39. Who needs to have their understanding checked at the end of a writing lesson with an extra consolidation exercise?		
40. Who needs to have their understanding checked at the end of a writing lesson with an extra consolidation exercise?		
41. Who needs to have their understanding checked at the end of a writing lesson with an extra consolidation exercise?		
42. Who needs to have their understanding checked at the end of a writing lesson with an extra consolidation exercise?		
43. Who needs to have their understanding checked at the end of a writing lesson with an extra consolidation exercise?		
44. Who needs to have their understanding checked at the end of a writing lesson with an extra consolidation exercise?		
45. Who needs to have their understanding checked at the end of a writing lesson with an extra consolidation exercise?		
46. Who needs to have their understanding checked at the end of a writing lesson with an extra consolidation exercise?		
47. Who needs to have their understanding checked at the end of a writing lesson with an extra consolidation exercise?		
48. Who needs to have their understanding checked at the end of a writing lesson with an extra consolidation exercise?		
49. Who needs to have their understanding checked at the end of a writing lesson with an extra consolidation exercise?		
50. Who needs to have their understanding checked at the end of a writing lesson with an extra consolidation exercise?		
51. Who needs to have their understanding checked at the end of a writing lesson with an extra consolidation exercise?		
52. Who needs to have their understanding checked at the end of a writing lesson with an extra consolidation exercise?		
53. Who needs to have their understanding checked at the end of a writing lesson with an extra consolidation exercise?		
54. Who needs to have their understanding checked at the end of a writing lesson with an extra consolidation exercise?		
55. Who needs to have their understanding checked at the end of a writing lesson with an extra consolidation exercise?		
56. Who needs to have their understanding checked at the end of a writing lesson with an extra consolidation exercise?		
57. Who needs to have their understanding checked at the end of a writing lesson with an extra consolidation exercise?		
58. Who needs to have their understanding checked at the end of a writing lesson with an extra consolidation exercise?		
59. Who needs to have their understanding checked at the end of a writing lesson with an extra consolidation exercise?		
60. Who needs to have their understanding checked at the end of a writing lesson with an extra consolidation exercise?		
61. Who needs to have their understanding checked at the end of a writing lesson with an extra consolidation exercise?		
62. Who needs to have their understanding checked at the end of a writing lesson with an extra consolidation exercise?		
63. Who needs to have their understanding checked at the end of a writing lesson with an extra consolidation exercise?		
64. Who needs to have their understanding checked at the end of a writing lesson with an extra consolidation exercise?		
65. Who needs to have their understanding checked at the end of a writing lesson with an extra consolidation exercise?		
66. Who needs to have their understanding checked at the end of a writing lesson with an extra consolidation exercise?		
67. Who needs to have their understanding checked at the end of a writing lesson with an extra consolidation exercise?		
68. Who needs to have their understanding checked at the end of a writing lesson with an extra consolidation exercise?		
69. Who needs to have their understanding checked at the end of a writing lesson with an extra consolidation exercise?		
70. Who needs to have their understanding checked at the end of a writing lesson with an extra consolidation exercise?		
71. Who needs to have their understanding checked at the end of a writing lesson with an extra consolidation exercise?		
72. Who needs to have their understanding checked at the end of a writing lesson with an extra consolidation exercise?		
73. Who needs to have their understanding checked at the end of a writing lesson with an extra consolidation exercise?		
74. Who needs to have their understanding checked at the end of a writing lesson with an extra consolidation exercise?		
75. Who needs to have their understanding checked at the end of a writing lesson with an extra consolidation exercise?		
76. Who needs to have their understanding checked at the end of a writing lesson with an extra consolidation exercise?		
77. Who needs to have their understanding checked at the end of a writing lesson with an extra consolidation exercise?		
78. Who needs to have their understanding checked at the end of a writing lesson with an extra consolidation exercise?		
79. Who needs to have their understanding checked at the end of a writing lesson with an extra consolidation exercise?		
80. Who needs to have their understanding checked at the end of a writing lesson with an extra consolidation exercise?		
81. Who needs to have their understanding checked at the end of a writing lesson with an extra consolidation exercise?		
82. Who needs to have their understanding checked at the end of a writing lesson with an extra consolidation exercise?		
83. Who needs to have their understanding checked at the end of a writing lesson with an extra consolidation exercise?		
84. Who needs to have their understanding checked at the end of a writing lesson with an extra consolidation exercise?		
85. Who needs to have their understanding checked at the end of a writing lesson with an extra consolidation exercise?		
86. Who needs to have their understanding checked at the end of a writing lesson with an extra consolidation exercise?		
87. Who needs to have their understanding checked at the end of a writing lesson with an extra consolidation exercise?		
88. Who needs to have their understanding checked at the end of a writing lesson with an extra consolidation exercise?		
89. Who needs to have their understanding checked at the end of a writing lesson with an extra consolidation exercise?		
90. Who needs to have their understanding checked at the end of a writing lesson with an extra consolidation exercise?		
91. Who needs to have their understanding checked at the end of a writing lesson with an extra consolidation exercise?		
92. Who needs to have their understanding checked at the end of a writing lesson with an extra consolidation exercise?		
93. Who needs to have their understanding checked at the end of a writing lesson with an extra consolidation exercise?		
94. Who needs to have their understanding checked at the end of a writing lesson with an extra consolidation exercise?		
95. Who needs to have their understanding checked at the end of a writing lesson with an extra consolidation exercise?		
96. Who needs to have their understanding checked at the end of a writing lesson with an extra consolidation exercise?		
97. Who needs to have their understanding checked at the end of a writing lesson with an extra consolidation exercise?		
98. Who needs to have their understanding checked at the end of a writing lesson with an extra consolidation exercise?		
99. Who needs to have their understanding checked at the end of a writing lesson with an extra consolidation exercise?		
100. Who needs to have their understanding checked at the end of a writing lesson with an extra consolidation exercise?		


We recognise that this takes time, and so our levels of additional adult support for children with SEND is carefully planned and phased in/out depending on an individual's needs/entitlement. TA deployment is led by Middle Leaders, with input from the SENCo, to reflect needs of children.

Teachers plan for TAs from their knowledge of the needs of individual children with additional guidance as needed from the SENCo

Our ultimate aim is to nurture children who feel a sense of pride in success that has been generated by them as an active individual, through their own positive decision-making that has been self-led. This will create a child who leaves us with an increased sense of self-esteem and ability to cope with challenge in the next phase of their life/education.

Additional Adult Support

Teaching Assistants support children with SEND to achieve the targets on their SEND Plan and personal development, but also support them more widely in class through the following:



STUDENT INDEPENDENCE

The evidence couldn't be clearer: pupils with SEND who experience high amounts of teaching assistant (TA) support are at risk of developing learned helplessness. None of this is a reflection on TAs, but a recognition of how a core part of SEND provision has evolved, largely unchallenged. The good news is that one of the most promising ways to get TAs to foster pupil independence – and dial down dependence – happens to be one of the least expensive to implement.

SELF SCAFFOLDING

The TA's default position is to observe pupil performance, allowing time and space for them to process, think and try the task independently. TAs need to get comfortable with pupils struggling a bit and recognise this as an essential component of learning.

PROMPTING

Often pupils know the problem-solving strategies that prompts are designed to elicit, but they find it difficult to call them to mind. Clues are a question or small piece of information to help pupils work out how to move forward. They should be drip-fed; always start with a small clue.

CLUEING


This is where TAs might intervene with a nudge: 'What do you need to do first?'; 'What's your plan?'; 'You can do this!'

MODELLING

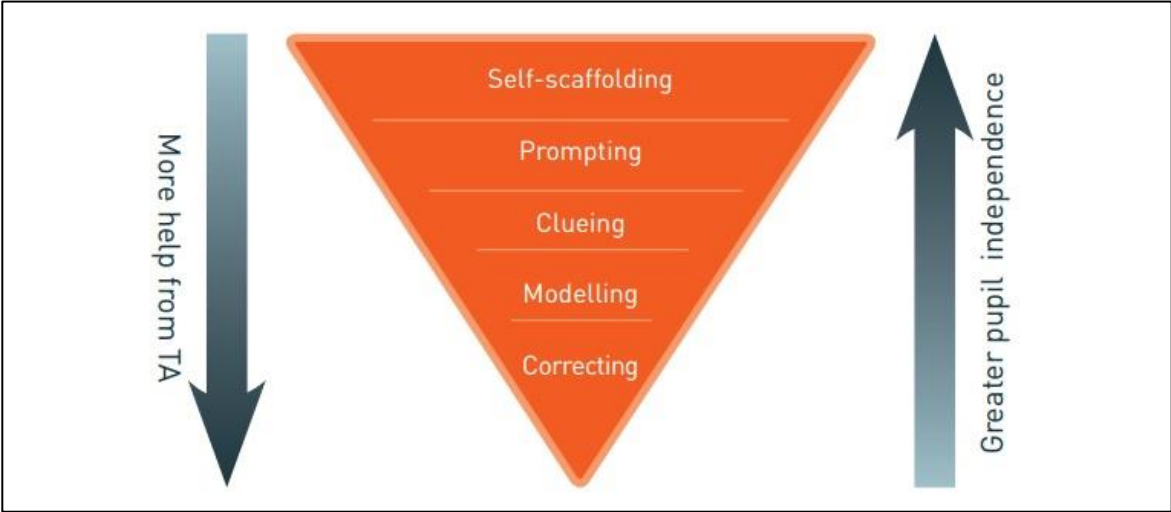
Prompts and clues are less effective when pupils encounter a task that requires a new skill or strategy. This calls for layer four: modelling. TAs, as confident and competent experts, can model while pupils actively watch and listen, then try the same step for themselves afterwards.

CORRECTING

Correcting is where TAs provide answers and requires no independent thinking. Avoid.



5 STEP TEACHING ASSISTANT MODEL TO INCREASE STUDENT INDEPENDENCE



The Use of Outside Agencies

When a child at Hill View School is identified as having SEND, we have the confidence and expertise to make the necessary reasonable adjustments and modify our environment and teaching and learning. This is called the child's **Provision**, i.e. what we provide to help them gain confidence, independence and succeed. It can be everyday, short-term or long-term.


In some cases, children with SEND need additional, focused work to help them achieve a target. This is called an **Intervention**. It is conducted by a familiar adult (teacher or TA), planned and resourced with the SENCo, and takes place within the classroom where possible so that children miss minimal curriculum time.



Hill View School bases these on research, primarily from the EEF.

Sometimes additional guidance is used to inform best practice. In these cases, guidance is gained from a range of **outside agencies**. Their expertise can guide both Provision and Intervention.

For assessment and advice from most of these services a Referral Form must first be completed by the SENCo, and the level of input from the outside agency will then depend on the child's level of need. The outside expert may see your child as part of a group, or on a consultancy basis with the SENCo. Where a SEND is more complex and an EHCP is being considered, the outside expert may observe and write a report on your child. Note this change of service from outside agencies from Sept 2019.



What specialist services or expertise are available at or accessed by the school?

Hill View School calls upon the expertise of a range of support services. These services are contacted after consultation with the Head of School or SENCo, and with the full agreement of parents.

The SENCo holds contact details and Referral Forms for other agencies and support services. These can also be found in the LA's Local Offer information on their website <https://www.oxfordshire.gov.uk/residents/children-education-and-families/education-and-learning/special-educational-needs-and-disability-local-offer>
This Information report details which agencies Hill View School has worked with in the last 12 months:

Cognition and Learning	Communication and Interaction	Social, Emotional and Mental Health	Physical Difficulty
<p>Community Paediatrician https://www.ouh.nhs.uk/children/services/medical-services/community/default.aspx</p> <p>Educational Psychologist https://fisd.oxfordshire.gov.uk/kb5/oxfordshire/directory/service.page?id=BrbWJr4zZko</p> <p>OXSIT http://www.oxsit.org.uk/</p>	<p>EYSENIT (for children in Nursery) https://fisd.oxfordshire.gov.uk/kb5/oxfordshire/directory/service.page?id=eZjsMIND7rA</p> <p>SENSS Team: C&I(ASD) Advisor https://fisd.oxfordshire.gov.uk/kb5/oxfordshire/directory/service.page?id=Pt3NNmbgPU E%20</p> <p>Speech and Language Therapist https://www.oxfordhealth.nhs.uk/service_description/speech-and-language-therapy-oxfordshire/</p> <p>CAMHS NDC Pathway</p> <p>Community Paediatrician https://www.ouh.nhs.uk/children/services/medical-services/community/default.aspx</p>	<p>Mental Health Support Team (based in school) https://secureforms.oxfordhealth.nhs.uk/mhst/</p> <p>CAMHS https://www.oxfordhealth.nhs.uk/camhs/online/</p> <p>Mulberry Bush School and Nurture UK</p> <p>Educational Psychologist</p> <p>Meadowbrook College https://www.meadowbrook.oxon.sch.uk/</p> <p>Place2Be https://www.place2be.org.uk/</p>	<p>SENSS Team:</p> <ul style="list-style-type: none">- Hearing Impairment Advisor- Visual Impairment Advisor <p>https://fisd.oxfordshire.gov.uk/kb5/oxfordshire/directory/service.page?id=Pt3NNmbgPU E%20</p> <p>Community Paediatrician</p> <p>Physiotherapist: https://www.oxfordhealth.nhs.uk/childrens-community-physiotherapy/</p> <p>Children's Occupational Therapist: https://www.oxfordhealth.nhs.uk/childrens-occupational-therapy/</p> <p>School Health Nurse https://www.oxfordhealth.nhs.uk/school-health-nurses/</p> <p>Health Visitor (for children in Nursery)</p>

What training have staff supporting pupils with SEND had or receiving?

Teachers and TAs

At Hill View School, we all love learning and developing our practice, based on research and innovations. Every staff member is encouraged to develop their expertise and is invited to in-school training. Provision for pupils with SEND is included in our regular monitoring of quality of teaching across the school. This helps to identify priorities for our ongoing programme of CPD to support whole school inclusive practice and to support new or less experienced staff.

Training needs are also identified in response to the needs of individual pupils, and staff appraisal. All staff complete several mandatory training courses linked to SEND/Pupil safety and wellbeing, plus others in their own areas of interest, e.g. attachment theory. For this, we use:



Teachers and TAs

- Our teachers are trained in Quality First Teaching, SEND Identification and Support, Autism Education Trust updates and Attachment & Trauma Informed Practice. All teachers and TAs have had a wide range of training which is disseminated to other teachers through our weekly afterschool INSET or our full INSET days, which both teachers and TAs attend.
- Our Teaching Assistants have received specialist intervention training appropriate to the provision they offer.
- The induction of NQTs, Apprentice TAs, new staff (and volunteers as needed) includes sessions with the SENCo on the school's policy and SEND procedures.
- There are workshops and a weekly Working Breakfast/Drop-in session offered by the SENCo for all staff to chat through support and advice.
- Where needed, we use the following training providers to access training:



Outside Professional Support for staff

Where a programme of work is planned for an individual child by an outside agency, *as a minimum*, the SENCo plus one TA is trained in it's delivery, e.g. physiotherapy, S<.

Where an outside agency has observed, assessed and generated ideas for targets / support strategies for an individual, *as a minimum*, SENCo plus the class teacher plus one TA is involved in the resulting feedback and planning.

Annually, teachers are invited to attend a 1:1 consultation with an Educational Psychologist to discuss ideas for the support for those in their class.

Annually, all teachers and TAs attend bespoke training, as needed from:

- Speech and Language Therapist
- SENSS Autism Advisory Team

Specific Training and qualifications

We have at least one member of Hill View staff trained in:

- Emotional Literacy Support Assistants (enhanced knowledge and skills to support children to manage feelings and make positive relationships)
- Nurture Schools (advanced SEMH provision)
- Read Write Inc (EY, KS1, Y3/4 phonics, reading, spelling)
- Fresh Start (KS2 literacy)
- Lego Therapy (communication skills)
- Early Help Assessments
- Talk Boost and WellCom (EY speech and language)
- Bereavement and Loss
- Non-Violent Resistance (behaviour support)
- Team Teach (behaviour support and positive handling)
- Child psychology
- Makaton (sign language)
- EBSA (Emotionally Based School Avoidance)

The EYSEN Lead and The SENCo are qualified at post-graduation level with the NASENCo Award and the SENCo is also trained in:

- Designated Teacher of LAC [VSLAC training]
- Advanced Team Teach [Point 5 training]
- Specialist Safeguarding [OSCB training]
- Specific Learning Difficulties Level 2 [The Skills Network]
- Autism Level 2 [AET training]
- Early Help Assessment [OSCB training]
- All types of SEN [various providers]
- National Nurture Schools [Nurture UK]

The SENCo also attends:

- The United Learning Annual SEND Conference
- The TES SEN Conference
- The Oxfordshire SEND Live Conference

And is member of the following SENCo Networks, meeting throughout the year to share best practice:

- NASEN
- The Banbury SENCo Partnership
- OXSIT
- United Learning Midlands SENCo Cluster



What support will there be to support my child’s overall well-being?

Everyday learning to encourage wellbeing

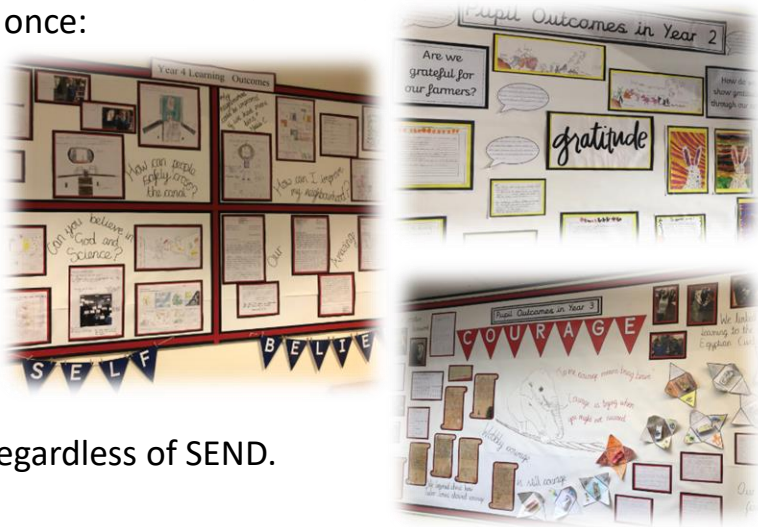
Hill View School is a relationships-led primary school. We aim for everyone in our school to have high aspirations of themselves and be ready and equipped for each next stage of their academic career. Our school values, along with the opportunities for children to learn through cooperation, teamwork and resilience, promote the development of the ‘whole’ child. Wellbeing helped by respect for themselves, each other and those around them is of great importance to our school community.

Children with SEND always feature in the ‘Star of the Week’ celebration, as the school values are celebrated at that time - Confidence – Respect – Determination – Ambition – Creativity – Enthusiasm.

Learning about Wellbeing

Our curriculum is led by values that promote well-being. Our learning across the curriculum is underpinned with six wellbeing concepts, each focused on for 6 weeks by the whole school at once:

- Autumn Term 1 - Self-Belief
- Autumn Term 2 - Courage
- Spring Term 1 - Fairness
- Spring Term 2 - Empathy
- Summer Term 1 - Honesty
- Summer Term 2 - Gratitude



This is vital learning is for all – regardless of SEND.

We follow the ‘Safeguarding Children in Banbury’ (SCIB) programme as part of PSHE – every child, regardless of SEND, takes part in these lessons with the aim that they will all have an understanding of how to keep themselves safe now and in the future. They are taught across the whole school by Sally Moore, a Safeguarding Lead.

Sally Moore




Relationships Education

Although it is taught in a ‘stage not age’ level, we recognise that Relationships Education (RSE) can be a confusing topic for a child with SEND. Specific guidance for this is produced by the Local Authority and is used at Hill View School when necessary. Guidance can be downloaded here - https://schools.oxfordshire.gov.uk/cms/sites/schools/files/folders/folders/documents/SEN/guidance/RSE_framework_for_children_with_SEND_and_vulnerabilities.pdf

Additional support to understand and increase wellbeing of SEND

At Hill View School, we understand that some children with SEND need a bit of help with their self-esteem. Our Plans and profiles (Passports) for children with SEND have a section for teachers to share strengths and strategies to support the whole school experience so that a feeling of self-worth is developed. For children who are additionally vulnerable to poor wellbeing, we write a Pupil Support Profile (PSP) which is based on the Six Stages of Crisis.



Classroom support

We use the [Zones of Regulation](#) approach to understanding, labelling and regulating our feelings. You will see interactive displays of this in every classroom, so children can express how they feel quickly and easily, and be helped to feel calmer or happier quickly as a result. We have a resource to help families use this at home too.

Opportunities for children with SEND to be heard


All children have all opportunities at Hill View School. We allow for Pupil Voice through an annual survey, and when creating SEND Plans, we include the ideas of the child. There are also chances to speak up about wellbeing through:

- Being represented in Pupil Leadership
- Chat times with Mrs Simons at The Rainbow Room
- School Counsellor for anyone waiting for CAMHS
- Counselling and informal chat called 'Place2Talk' with Place2Be
- Termly Pupil Forums with the SENCo where children with a common condition get together to discuss the strengths of their condition and what helps them to learn and relax.

Wellbeing interventions and services

Extra work to understand and express wellbeing needs are offered through:

- Mental Health Support Team worker
- 'Practical Pragmatics' programme in the Rainbow Room
- Interventions planned with the SENSS Team, based on the Talkabout series (KS2) and the SPIRALS programme (KS1)
- Support in accessing CAMHS and MHST
- The Rainbow Room nurture space
- [Place2Be](#) Counsellor – Parenting Classes are also offered by Place to Be. Get in touch with Gwyn via the school office for more information.



Ali Husbands,
School Counsellor



We are a 'Nurture School'



**National Nurturing
School Award
2023**

At Hill View School, we believe in the power of relationships and that nurture of the child comes first. With that in mind, we have joined up with The Mulberry Bush, Oxford Brookes University and Nurture UK to be part of an exciting project to research the impact of good quality nurture on children, learning and a whole school community. All staff are Nurture Trained and parents have the chance to be part of a Nurture Focus Group too.

We won a national award in 2023 for this work.

Part of this project includes a *KS1 Nurture Group*. This group meets for up to four afternoons per week in a special Nurture Space. Mrs Simons and Mrs Bell run other small groups and 1:1 sessions for KS2 children who are finding life a bit tricky. This might take place in The Bridge (see p.53) or the Rainbow Room. Children might work on friendships, self-esteem or managing big feelings, e.g. worry.

Rainbow Room - a cosy room with a sofa and lots of cushions where children can have some peace and space to talk.

Counsellor Room - a special private room where children can go to meet with the School Counsellor and know that they will not be disturbed



A child is referred by teachers or Welfare Leads whenever they see the child could benefit from spending some more time learning about personal and social skills. You can refer your own child to a *Rainbow Room Group* or *The Nurture Group* by talking to your child's class teacher.

Sessions are an extension to the usual classroom nurture approach and the Personal, Social and Health Education (PSHE) work that happens in lessons. It is also an opportunity for them to step out of the pressures of the structured school day.

Safe Space

As well as this, every classroom has a 'Safe Space' where children can ask for a moment to sit and have some peace to collect their thoughts.

The Bridge

At Hill View School, we are aware that a child’s wellbeing and how they feel about themselves has a massive effect on their success, both in and out of school. Sometimes, the classroom can be an overwhelming place for a child who is not emotionally ready to learn, and this can impact on their work and that of others.

The Bridge is an alternative classroom space with areas to help dysregulated children feel calmer and more comfortable and do their classwork. There is a place for them to feel calm and comfortable, a place for them to burn off their energy and workspaces to either live link up to their classroom or do the work they have brought with them. Children can be offered The Bridge as a workspace by their teacher, or can ask to go there.

Some worktime in The Bridge are planned as part of a child’s bespoke timetable. Sometimes The Bridge staff will visit the child in the classroom for a reset or In-Class Coaching through a behavioural difficulty instead.

In addition, behaviour logs are analysed weekly by The Bridge team, and proactive work for the week ahead is planned for as a result. This might be a Rainbow Room group, Lego Therapy group, or just a tool to help the child manage more successfully in the future.

The Bridge Staff Team



Learning Support Consultant

- Attendance & Behaviour monitoring
- High level needs support plans
- SEMH targeted interventions



C&I Teaching Assistant

- C&I targeted interventions
- In class coaching
- Specialist C&I support e.g., resources/strategies



Nurture Lead

- Nurture & Well-being targeted interventions
- In class coaching
- Specialist SEMH support e.g., resources/strategies



Quiet Zone - Sensory



Targeted Intervention & group work



Physical Zone – Sensory



Focused learning Zone

Anti-Bullying

Hill View School works hard to educate and support children to prevent bullying. We also have a strong programme of support available to any child involved in any instance of bullying, both as target or perpetrator. We are very aware that children who have SEND may be more vulnerable to bullying and discrimination. We pay close attention to every child in our care, especially those with SEN or disability, in order to detect any change of behaviour or presentation that could indicate any form of maltreatment.

Every staff member has an 'open door attitude' and children have several additional ways in which they can talk to staff about their concerns about bullying. These include: Lunch Club, 'Check in and Chat' times with Kim or Mrs Simons. Everything is listened to, taken seriously and is recorded on CPOMS. There are always actions taken.

Specific teaching of Anti-Bullying

Relating our school days and conduct to the school values of *Confidence* and *Respect* are a way of reminding all our children of the characteristics of children who are against bullying and stand up to bullying, including those with SEND and those developing wellbeing,

Our Anti-Bullying Policy can be downloaded here: <https://hillview-school.co.uk/portals/0/documents/policies/HV%20Antibullying%20Jan%202020.pdf?ver=2020-01-30-092447-10>

As well as our everyday practice, we use times through the year to highlight Anti-Bullying and keeping ourselves and others safe:

Anti-bullying Weeks:

We hold this at least once a year. The weeks focus on respecting ourselves and others and understanding difference. It focuses on understanding what bullying is (S.T.O.P. - Several Times On Purpose) and on sharing worries about themselves and others (S.T.O.P. - Start Telling Other People) and acting to support each other if

Online Safety:

Focused Online Safety Weeks focus on both protecting and respecting ourselves and each other through safe use of the internet.

All children, regardless of SEND, take part in these lessons.



We are part of National Online Safety which trains staff on online safety updates and provides resources to help support children with or without a SEND who may have experienced bullying online. Online safety is 'drip-fed' to children at the start of each computing lesson, in addition to RSHE lessons.

Developing wellbeing through contribution to society

At Hill View School, we have high aspirations for all our children, regardless of additional need. We believe all our children have the potential to become valued members of their community.

However, we also understand that some children with SEND are still trying to work out what they can contribute to society. We help children with SEND to understand this more through specific charity work. Across each year, our Learning Clubs and other SEND groups organise charity events or events to support our school or local community, e.g. MacMillan Coffee Mornings.

This involves many **life skills**, and a lot of **meaningful curriculum work** in a very relevant context, helping children with SEND to realise where **skills are very important for success**:

- Planning events (notes, research, survey)
- Preparing events (art, advertising, letter-writing)
- Creating events (cooking, crafts, instructions)
- Running events (speaking & listening, time-keeping, safety)
- Banking from events (money)

This year, our charities are:

Hill View Community Hub

– a new local community charity running family support groups

<https://hillviewcommunityhub.org/> (under construction)



Let's Play Project – many of our TAs also work at Let's Play, and many of our SEND children and families use the brilliant services of this local SEND group

<https://letsplaybanbury.org/>




Links with Frank Wise Special School


Our Year 2 Class are friends with Frank Wise School as part of an Inclusion Project. Their friends in Frank Wise visit us weekly to learn and play together, and sometimes we go there too.

Support for SEND I will see at Hill View School – Summary.

In class PROVISION	In/Out of class targeted INTERVENTION – these are also known as ‘Provisions’ on Edukey!!!
<ul style="list-style-type: none">• Everyday additional support from TA/Teacher• In-class Pre-Teaching, Check-ins, Pre-Teaching or Consolidation work by a TA/Teacher• Constant ‘reasonable adjustments’ and modifications of resources and expectations by the teacher• Recorded as ‘Strategies’ by Teacher on Edukey Passport and Pupil Passport (if being seen by outside agencies)• Recorded on Individual Provision Map of SEND+• Impact measured by PIRA, PUMA and progress through Access 2 Education SEN Toolkit	<ul style="list-style-type: none">• Short term to address a specific issue, usually less than one term• Delivered by a Teacher or trained TA, in the classroom or out of class• Recorded as ‘Provisions’ by SENCo on Edukey• Recorded on Individual Provision Map of SEND+• Impact measured by Pre- and Post-Assessment and the pre-assessment conducted by the intervention leader/SENCo• Impact on learning behaviours also measured by QCA Behaviour Scales/Boxall



Hill View Primary School
The best in everyone



Classroom Offer: Children with generalised symptoms of ASG

The community of Hill View School is extremely inclusive. We pride ourselves on being very welcoming of all children, supporting whatever additional needs they have to help them to access the curriculum, enjoy school and feel like they belong. We do not make assumptions or limit our expectations of our children who are diagnosed with an SEND. However, in our classrooms, we demonstrate a Classroom Offer which are the basic Reasonable Adjustments that every child, and certainly a child with an SEND, can benefit from. This runs alongside SEND Plans and Provisions, made in collaboration with the child and their family, that respond to individual needs.

Download the 2023-2024 School Offer summary [here](#):



How will the school support my child in transition?

Starting school



Places are allocated in accordance with the Admissions Policy, see hillview-school.co.uk/information/admissions and we encourage prospective families of children with SEND to visit once without their child, and once with their child, so that all relevant information can be shared in an open way, and change of plans and provisions between settings can be smooth. More information can be found at: <https://www.oxfordshire.gov.uk/residents/children-education-and-families/early-years-education>

We use the Oxfordshire Early Years Toolkit to guide our practice: <https://www.oxfordshire.gov.uk/business/information-providers/childrens-services-providers/sen-support-providers/early-years-sen-toolkit>
And: <https://fisd.oxfordshire.gov.uk/kb5/oxfordshire/directory/advice.page?id=kGU1Nyfwyl>

Joining Hill View School in Early Years

- Our Nursery facility prides itself on it's calm environment, and we are also are proud of the free-flow combination of small world, construction, role play and crafts based child-initiated activity of both that and our Foundation Stage Reception classes. Both areas of our Early Years Unit have enclosed gardens and some sensory areas/quiet spaces, meaning we are able to cater for young children with SEND well.
- Early Years staff meet parents of all enrolled children before they start school, as well as the children themselves. For children who are already recognised as having SEND, the EYSEN Teacher, Mrs Sarah Gavaghan, meets with parents and staff from feeder nursery settings prior to pupil starting school. Relevant paperwork is usually transferred during these meetings.
- We might meet with the Early Years Special Educational Needs Inclusion Teacher (EYSENIT) or the child's Health Visitor if appropriate. If any particular transition arrangements are required, a plan will be drawn up following this meeting, e.g. a programme of additional visits, or a slower integration plan using a part-time timetable.
- No pupil will be refused admission to school on the basis of his or her special educational need. In line with the Equality Act 2010 we will not discriminate against disabled children in respect of admissions for a reason related to their disability. We will use our best endeavours to provide effective educational provision.
- After the child has settled in, the EYSEN Teacher may arrange a meeting to complete discuss the SEND Policy with parents/carers and complete the identification and planning work as outlined earlier in this report. Hill View School may have slightly different systems to previous nursery settings/schools, and so transferring to the Hill View procedures and documentation will be done in your child's first term with us.



Mrs Sarah Gavaghan, Early Years SEN Leader



How will the school support my child in transition?

Joining or leaving Hill View School part way through your education

Joining Hill View School part way through education

- No pupil will be refused admission to school on the basis of his or her special educational need. In line with the Equality Act 2010 we will not discriminate against disabled children in respect of admissions for a reason related to their disability. We will use our best endeavours to provide effective educational provision. More on our Admissions arrangements can be seen here: <https://hillview-school.co.uk/information/admissions>
- The SENCo, class teachers and Head of School liaise over the internal transfer of pupils with SEND. Placements are considered carefully in order to meet a child's particular needs, and pupils visit their new class before transfer.
- If a child joins Hill View School part way through their Early Years Foundation Stage or Primary school career, their previous setting will be contacted to request historical SEND records. These will be examined by the SENCo and the class teacher before outcomes are planned for, alongside the parents/carers and child. The SENCo will often call the other school directly for further information.
- After the child has settled in, the SENCo may arrange a meeting to discuss the SEND procedures with parents/carers and complete the identification and planning work as outlined earlier in this report. Hill View School may have slightly different systems to their previous school, and so transferring to the Hill View documentation will be done in your child's first term with us.



Leaving Hill View School part way through Primary School

- For any child transferring away from Hill View School during their school career, a summary sheet detailing assessment data and relevant information is passed on to the new school. For any child with recognised SEND, all records will be passed on, by hand where possible or via recorded delivery, to the new school as soon as possible.
- The SENCo and/or class teacher will have a telephone conversation to talk through the child's Hill View SEND Plan and provision too, and where necessary, have a face-to-face meeting to discuss case histories and documentation. We will share information about special arrangements and support that has been made to help your child achieve their learning goals.
- More information on moving schools can be found at www.oxfordshire.gov.uk/admissions.

How will the school support my child in transition?

Moving through Hill View School

Moving through Hill View School

- The SENCo, class teachers and Head of School liaise over the internal transfer of pupils with SEND. Placements are considered carefully in order to meet a child’s particular needs, and pupils visit their new class before transfer. Old and new teachers and TAs meet together at length to review Plans, support, strategies and Pupil Support Plans.
- Children with higher levels of need take part in a Summer Term Transition Project. The aim of this is familiarise them with their new classroom and staff they will be linked with in the forthcoming year.
- Children with ASD or a condition that might mean they have extra worries about moving to a new classroom are given a printed Social Story for the summer. This contains lots of visual information about their new room, staff and routines. Please see Mrs Tracey Bell if you would like one for your child.



Mrs Tracey Bell, C&I support and Transition Project TA

IT'S ALL ABOUT ME

THIS IS ME

I AM YEARS OLD

I LIVE IN

MY FRIENDS ARE

THIS IS MY FAMILY

MY FAVORITE...

COLOUR

FOOD

TV SHOW

BOOK

Things that help me learn

Things that stop me learning

I am really good at

Things I find tricky at first

I help others by

Things I know Value I find excited to

I am special because

Things that you know that

FLAT TREE

When I think about moving on to a new year group, I feel (colour the blob)

I chose this because...

Week / Date	Teacher task	Activities
Wk 7 th June FIND OUT MY NEW YEAR GROUP AREA	• Ensure Parents are up to date	<ul style="list-style-type: none"> All About Me – what do I want my new TA to know Show my work to my new TA Go to my new year group area when the class are out at PE Mrs James shows Transition Plan with staff and parents of SEN Give Mrs James a list of 5 friends who would love to be in my class if that is possible
Wk 9 th June	• Ensure Passports are up to date by the end of this week	<ul style="list-style-type: none"> What do I want to ask my new TA Go to my new year group area when the class are out at PE to borrow a book/development Show my work to my new TA Make a map of my route to/from my new year group area and other areas of the school Make a list of questions about my new year group with my family
Wk 14 th June FIND OUT WHO MY NEW TA IS	• SEN reviews	<ul style="list-style-type: none"> Go to my new year group area to run an errand Ask my new TA a question What is the same about my new classroom? Give my All About Me to my new TA Add to my map things that make me feel excited and things that make me feel nervous Make a wish list about moving on with Mrs James Add to my All About Me for my new teacher with my family – Passport format
Wk 23 rd June	• SEN reviews	<ul style="list-style-type: none"> All about Me – what do I want my new teacher to know Go to my new classroom to run an errand Ask my new TA a question Add to my map things that make me feel excited and things that make me feel nervous Go through my list of questions about next year that I made with my family with my new TA Mrs James meet the Buddies to discuss their role Make a list of what I need for my new class What is different about my new classroom? Meet my Buddy – someone from the class who I will be in next year Visit my new classroom for the moving register Give my All About Me to my new Teacher (as a representative of the year group will be in – I want to know I'll be with them next year). Chat about it in assembly time Add to my wish list about moving on with Mrs James and my new TA
Wk 28 th June FIND OUT WHOSE MY NEW CLASSROOM IS	• Ensure all Buddies are done by the end of this week	<ul style="list-style-type: none"> Do a delivery job around the school with my Buddy and maybe my TA Show my new teacher my work (as a rep. of the year group) I will be in I will be in – I don't know I'll be with them next year! Make a wish list of my new classroom and give it to my new TA to discuss with my new teacher
Wk 5 th July FIND OUT ONE FRIEND WHO IS IN MY NEW CLASS	• New SP/TA created partly between all 2024-25 and 2025-26 staff	<ul style="list-style-type: none"> Do a job around the school with my Buddy and maybe my new TA Show my new teacher my work (as a rep. of the year group) I will be in I will be in – I don't know I'll be with them next year! Make a wish list of my new classroom and give it to my new TA to discuss with my new teacher
Wk 12 th July FIND OUT WHO MY NEW TEACHER IS	• Parents Evening	<ul style="list-style-type: none"> Do a job around the school with my Buddy and maybe my new TA Show my new teacher my work (as a rep. of the year group) I will be in I will be in – I don't know I'll be with them next year! Make a wish list of my new classroom and give it to my new teacher Do a delivery job around the school with my member Show my new teacher my work for praise
Wk 19 th July	• Update 12/4/25 Passports together with new staff	<ul style="list-style-type: none"> Transition Meeting with rest of the class Make my things to my new classroom Make a wish list of my new classroom and give it to my new teacher Do a delivery job around the school with my member Show my new teacher my work for praise

- Part of the Transition Project’s activities are completed at home. We use this to inform and reassure children of all we can, to help them feel more secure and excited about their move up into the next class.

Hill View Primary School

The best in everyone

Dear Parents

Hi Support 2024-25

Wednesday 17th July 2025

Moving on to a new classroom, teacher and year group can be a time of nerves and excitement for any child, especially for a child with additional needs. We understand how busy and busy you are and how much you care for your child. We want to ensure that your child has a smooth transition to their new classroom and year group.

One of the key activities is building familiarity and a relationship with the Teaching Assistant (TA) who will be offering support to your child. Although this teacher will still remain the same, the TA who will be supporting your child will be new. This TA will be a member of the teaching staff who will be supporting your child. We will be working with you to ensure that your child has a smooth transition to their new classroom and year group.

The TA who will be working with your child is Mrs. James. She has been carefully chosen because of her experience and her ability to support your child. We will be working with you to ensure that your child has a smooth transition to their new classroom and year group.

Along with this letter are a few activities for you to do with your child at home. We can bring them to school, or you can bring them to school. We will be working with you to ensure that your child has a smooth transition to their new classroom and year group.

If you have any questions regarding SEND, please do not hesitate to pop in to see CURRENT TEACHER. We will be working with you to ensure that your child has a smooth transition to their new classroom and year group.

Yours sincerely,

Mrs. James

Teaching Assistant

Hill View Primary School

Email: info@hillviewprimaryschool.co.uk

Things I wish I knew about my new year group

Things I wish I knew about my new classroom

Things I hope my new teacher knows about me

Things that help me learn

Things that stop me learning

I am really good at

Things I find tricky at first

I help others by

Things I know Value I find excited to

I am special because

I really want you to know that...

FLAT TREE

When I think about moving on to a new year group, I feel (colour the blob)

I chose this because...

- Where possible through the autumn term, children have regular ‘check-in’ and/or Mentor Time with their old teacher/TA, as we recognise the importance of bonds and relationships in aiding the sense of security children with SEND needs.

How will the school support my child in transition?

Moving to secondary school

Support for children with SEND

- You need to apply for a place at <https://www.oxfordshire.gov.uk/residents/schools/apply-school-place>
- Year 6 children transferring to local Secondary Schools have the chance to visit the new school for at least a day.
- The SENCo and Year 6 teachers liaise over the transfer procedure when a school has been allocated by OCC. When transfer is local, meetings are arranged with staff at the new school, otherwise it is done by phone. Additional transition arrangements are made, where possible, for vulnerable pupils which is likely to include some of those with SEND.
- All records will be passed on, by hand where possible or via recorded delivery, to the new school as soon as possible.
- Year 6 children with SEND have an opportunity to take part in some/all of the following activities. As with all out-of-class interventions, parents will be informed:
 - Workshops for parents and pupils
 - 'Transfer Days'
 - Additional visits as needed
 - Transition Project led by Hill View Staff, based on the Nicodemus Project principles of keeping safe and self-care
 - Additional visits to their new school with Hill View Staff, with the focus on keeping safe on their journey to/from school
 - Transition Project led by Hill View Staff, based on a project developed by the SENSS Team



Support for children with an EHCP

- For Year 6 pupils with EHCPs, their plans should be amended in the light of recommendations of the annual review by the start of their year of transfer. This helps to ensure time is available to make necessary transfer arrangements for their individual needs and provision. The SENCo of the receiving school will be invited to the final annual review in primary schools of pupils with Education, Health and Care Plans where the particular school has been named.
- Multi-agency meetings maybe arranged to create a more detailed transition plan. Successful arrangements and interventions currently used to support your child can be shared with the receiving school and additional visits to the new setting may be planned to help you child become familiar with the new setting and to reduce any anxieties. Your involvement in this process will be critical to supporting a successful move.

Support for families of Year 6 children with SEND

- By the first half term of Year 6, the SENCo gets in touch with each family and arranges a meeting to chat about ways Hill View school can support your child and family through the year ahead. If your child has an EHCP, or is additionally vulnerable for some reason, we can visit prospective schools with you if you would like.

How will you help me to support my child's learning?

Hill View School knows that good communication between parents/carers and staff is essential so that you can **share your knowledge and expertise about your child**. We value and accept the important contribution you make, and enjoy sharing ideas from our observations too. Positive two-way communication will enable children with SEND to use their strengths, develop things they find tricky and achieve their potential so that they can enjoy their lives and become inspiring and valued members of society with you.

As previously outlined, you are involved in the initial identification of your child's needs and are always part of the review process to monitor provision and progress. We value your considered written response to our Parent Voice information sheet that accompanies the invitation to SEND Reviews, as it will inform targets, strategies and aspirations for your child. We will give ideas for activities/strategies for home as well as school to increase progress – these are often taken from the A2E SEN Toolkit.

You are consulted and permission sought before involving outside agencies in the assessment of a child's progress or wellbeing. You are encouraged to work with the school and other professionals to ensure that your child's needs are identified properly and met as early as possible. We will ask you for your help to focus visits of outside professionals and will feedback what they report to you.

In order that you play an active part in your child's development, the school endeavours to provide you with the relevant information so you can reinforce learning in the home. **The Monthly Inclusion Newsletter Sway is available on the school website - <https://hillview-school.co.uk/information/inclusion-and-send>. It is full of news, events, ideas and advice for how you can support your child and get support for yourself too.**

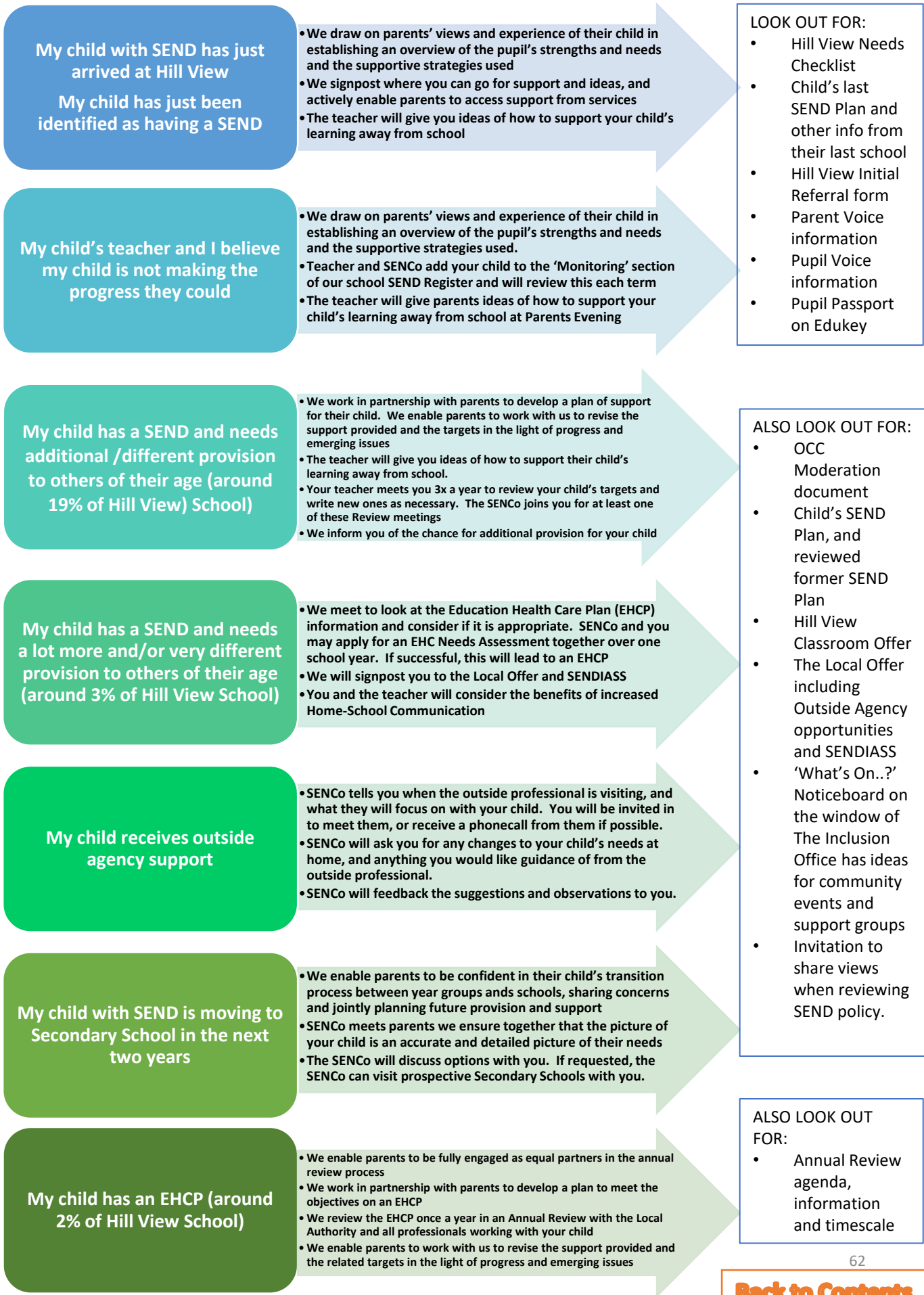
If you are concerned about SEND support for your child, initial contact should be made with the class teacher. A meeting will be arranged, which may include a member of the SLT and/or SENCo, to discuss the concern. You can request an appointment with the SENCo or Head of School directly. SENDIASS, the Parent Partnership Service, is available to support parents in meetings concerning their child's progress and welfare.

 <p>Special Educational Needs and Disability Information, Advice & Support Service</p> <p>sendiass</p> <p>OXFORDSHIRE</p>	<p>Ways to get in touch:</p> <ul style="list-style-type: none">◦ By email: sendiass@oxfordshire.gov.uk◦ By text: 07786 524294◦ Advice line: 01865 810516 (if we are on the phone leave name, number and a good time for us to call back)◦ Check our website: https://sendiass-oxfordshire.org.uk/
---	--

At Hill View School we endeavour to support parents/carers so that you:

- Feel fully supported and taken seriously should you raise a concern about your child.
- Recognise and fulfil your responsibilities and play an active and valued role in your child's education.
- Have access to information, advice and support during assessment and any related decision-making process about special educational provision.
- Make your views known about how your child is educated.
- Understand procedures and documentation.

How we will help and inform you at different stages of the SEND process



The Role of the SENCo

Who will help me to support my child's learning?

You are always welcome to visit the school to discuss any concerns about your child with the class teacher, at a mutually agreed time. There is opportunity for you to discuss their child's needs, progress and strengths at Parents Evenings and Special Needs Review meetings.

The SENCo is happy to meet with parents/carers whenever mutually convenient. The SENCo can be found in The Inclusion Office near the Foundation Stage Garden in the centre of school, and is available via email on ajeavons@hillview-school.co.uk or on the phone via the school office.

The SENCo will get in touch with you if:

- She has planned a visit by an outside expert who could give guidance and advice for you to help support your child
- An outside professional is visiting to observe/assess/plan for your child
- It is time for you to see your child's class teacher for their SEND Review
- She has received information on a service that you might find helpful for your child to use, e.g. a Play Therapist
- She would like your opinion as part of a Focus Group on a new provision
- Your child has been chosen for a new intervention that will take place out of class, including The Rainbow Room and Nurture Group
- It would benefit school to know how outside agencies are supporting your child so that we can be consistent with their advice, e.g. if they are being seen by health or social care professionals, or have done so in the past
- Your child is new to the school and was on the SEND Register of the last school and we need more information to make their transition and new SEND Plan as accurate as possible.
- School is starting a Parent Network Group that might interest you.
- You have offered to volunteer your help in school.

Mrs Emma Jeavons,
SENCo



Items that parents have found helpful from the SENCo recently are:

- Monthly Newsletter of events, ideas, training, activities and news
- Checklists of what a specific area of SEND might look in a child
- Summaries and further reading of the area of SEND that impacts on the life of your child
- Contact details for relevant support groups or events happening locally
- The resource powerpoint for Zones of Regulation
- Home-Friendly versions of communication tools we use in school – e.g. a visual timetable, Now and Next Board, visual cues for routines and self-control
- Resources, recommended books/websites or research materials
- Materials/evidence to take to medical appointments, or accompanying you to them

Please ask for these at any time – electronic or paper versions

Other members of the Inclusion Team

Early Intervention Support

If your child is in the Early Years, our Early Intervention Lead, Mrs Hannah Cassettari can be a source of guidance, advice and resources. She is available via the school office email on office@hillview-school.co.uk. Hannah can organise times for you to come into school and observe sessions so that you can seek guidance on how your child is supported, and then do the same at home. We have done this with phonics lessons, Speech and Language interventions, physiotherapy etc.

If you are new to the country, or need support with situations outside school, Mrs Sally Shepley is a good place to start as she can signpost you to another colleague, such as our Safeguarding/Welfare Leads (Miss Sally Moore and Mrs Rachel Ealey-Bennett). Sally Shepley can be contacted on sshepley@hillview-school.co.uk

She is also the person to work with if your business or community group would like to link up with school in any way.

Welfare/Safeguarding Leads

If your family needs wider support with issues that link to your child’s achievement in school and wellbeing, another source of support are our Welfare Leads. They can help with any challenge – big or small!

Sally Moore (Monday, Tuesday, Wednesday) smoore@hillview-school.co.uk

Rachel Ealey-Bennett (Wednesday, Thursday, Friday) realey@hillview-school.co.uk

They can help with:

- Finance, including Food Bank vouchers and help with school uniform
- Attendance issues
- Safeguarding concerns
- Mental Health support
- Community groups and charities in the local area
- Accessing Social Care services

More information about Family Support can be found here on the school website:

<https://hillview-school.co.uk/parents/family-support>

Mrs Rachel Ealey-Bennett
Safeguarding/Welfare Leader



Miss Sally Moore
Safeguarding/Welfare Leader





Mrs Sally Shepley
Family Support and
Community
Engagement Lead

Services available for families at school

The world of SEND can be a daunting, confusing and overwhelming one. With that in mind, Hill View School invites you to join our Family Support Groups, or Social Networks, so that you can learn with and from each other in a relaxed environment.

These include Family Links training, Wellbeing, English/Maths qualifications, learning to speak/read English, support with finance and employability and many more. They are led by the SENCo, Community Engagement Lead, CAB or the local college.

Information on current family support can be found on the Sway on the school website - <https://hillview-school.co.uk/parents/family-support>



ALL THINGS SEND

Family SEND Support Group


You are an amazing bunch who are working incredibly hard, day in day out, to support and nurture your children despite their challenges. You deserve an hour to yourselves to chat about your experiences over a cuppa and a biscuit!

Grab the time and opportunity to **chat freely** to each other in a **non-judgemental** space. There is no formal agenda, just the chance to talk about **what works well** and **what is tricky**.

WHEN: Friday mornings, drop in between 8.45am and 11am


WHERE: Hill View School Community Bungalow, OX16 1DN

If you would like to come along, just turn up! To find out more please contact Emma Ford at eford@hillview-school.co.uk or Emma Jeavons at ejeavons@hillview-school.co.uk



Oxfordshire Adult Learning



A FACULTY OF ABINGDON & WITNEY COLLEGE



Welcome to Family Learning

- ~ Family Crafts and Activities ~ Family Life Skills ~
- ~ English and Maths ~ IT and Online Safety ~

- Gain new skills for the whole family
- Improve confidence to try other courses
- Learn from each other
- Enjoy spending time together



ASD/ASC Family Support Group

Are you one of our many families who enjoy having a child in their family on the Autistic Spectrum, who might show these features?


Friendly, informal Hill View School ASD/ASC Support Group is for you!

Drop in between 8.45am and 11am in the front room of the Bungalow.

Amazing bunch who are working incredibly hard, day in day out and nurture your children despite their challenges. You have an hour to yourselves to chat about your experiences over a cup of tea and a biscuit!

Time and opportunity to **chat freely** to each other in a **non-judgemental** space. There is no formal agenda, just the chance to talk about **what works well** and **what is tricky** - you are the experts and more by chatting to each other than any doctor, book or website could ever help with!

Like to come along, just turn up! To find out more, ask Harriet or Lillie and Natasha, Kelly Hewitt (mum of Kasper and Kai) or Emma (mum of Jack and Lewis) or pop in to see or email Mrs Emma Jeavons at ejeavons@hillview-school.co.uk



Hill View Community Hub Family Stay and Play Group

Come and Join the Fun!!!!

The Community Hub Group at Hill View School welcomes children and parents/carers to stay and play in a fun, friendly atmosphere.



Children can explore a range of exciting toys and activities in a safe and spacious environment.

Meet other children and their families.

Every Tuesday (term time only) 8.45am-11am



In the Bungalow, Hill View Primary School, OX16 1DN

Refreshments included.




We look forward to seeing you.

If you would like more information, please ask for Mrs Emma Jeavons at school or email ejeavons@hillview-school.co.uk



Oxfordshire Adult Learning

In partnership with Abingdon & Witney College



ESOL

Learn and improve your English in a friendly group!


Our ESOL courses are for anyone resident or permanently settled in the UK who does not have English as their main language.

This course is ideal for anyone who would like to build their English skills following an initial assessment to identify the correct level for you. The qualification covers all skills including speaking & listening, reading and writing.

Wednesdays 9am-10.30am

In The Bungalow


If you would like to come along, pop in to see or email Mrs Emma Jeavons at Hill View Primary School ejeavons@hillview-school.co.uk



Take some time for You!


Join us for a fun, free Creativity Course

Wednesdays 1:30pm – 3:00pm



No skills or experience needed!

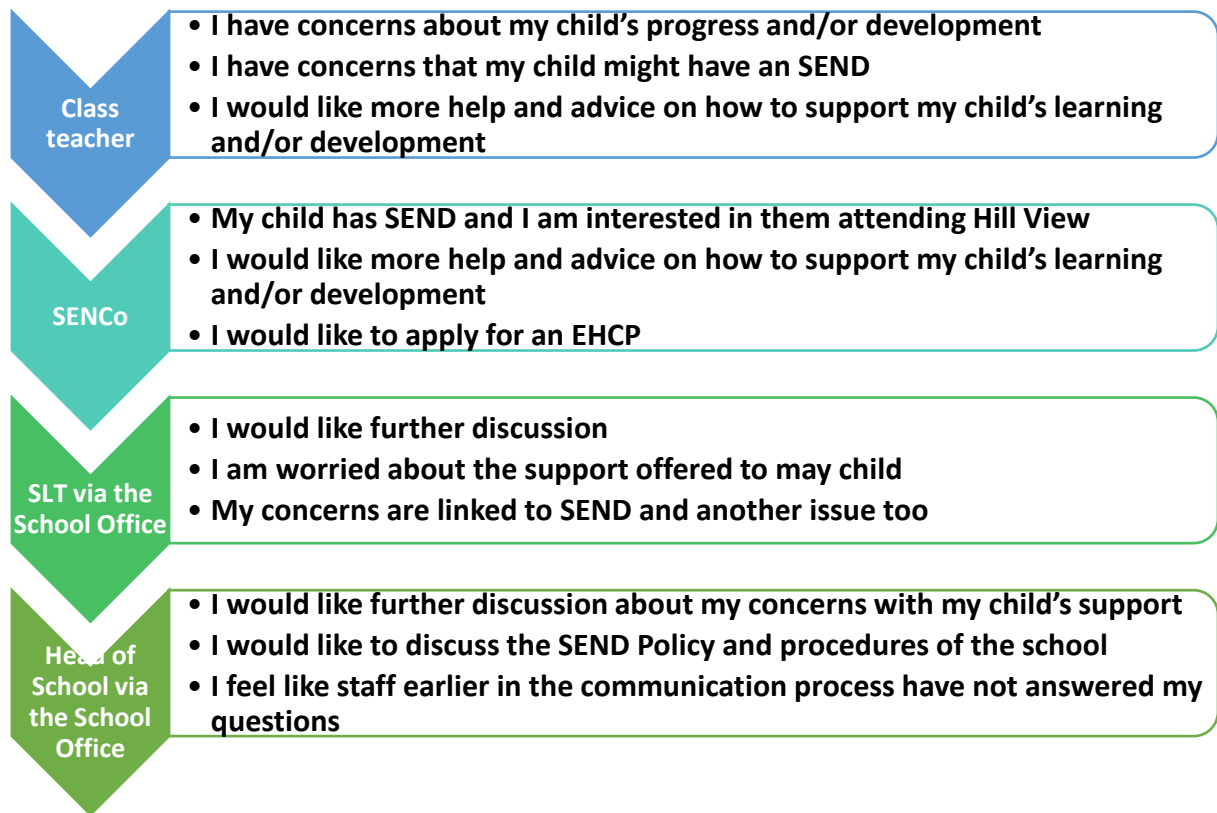
In partnership with Banbury College Adult Education.



citizens advice bureau

Where else can I go for help and support?

The following is an approximate guide to communication about SEND at Hill View School. At any time, a stage might be skipped if it felt appropriate, or stages might join, e.g. a joint meeting with Head of School and SENCo is appropriate, or an ideas-sharing meeting with SENCo and class teacher might be beneficial.



Complaint

In the event of a formal complaint concerning SEND support, parents/carers are advised to contact the Head of School and follow the Oxfordshire LA Complaints Procedure in the first instance. Parents may also contact the Governing Body. Government publications regarding parents' rights are available in school.

If there continues to be disagreement with regard to SEND provision, the Local Authority should make arrangements that include the appointment of independent persons with a view to avoiding or resolving disagreements between the parents/carers and the school. This includes access to mediation before tribunal. Parents/carers have a right to appeal to a SEND tribunal at any stage.

If you are still unhappy and feel matters are unresolved and we feel that we are fulfilling our duties in respect to your child, we will recommend you seek further advice from the local SENDIASS (SEN Information and Advice) and Mediation Services. This service is not linked to the school.

If your concern is directly related to decisions around an EHC Plan assessment of needs or provision this will be managed directly by the Oxfordshire SEN team. Parents will be contacted directly by the service to receive information about the mediation services and other action you may consider.

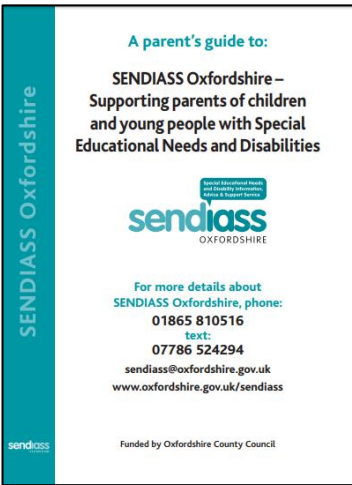
Where else can I go for help and support?

Information on Class Dojo, Facebook or The Monthly Inclusion Newsletter Sway contains events, training for parents/carers, activities, help and advice – the Newsletter Sway is uploaded to the school website.



[The Local Offer](#) includes information on services across education, health and social care and from birth to 25; how to access specialist support; how decisions are made including eligibility criteria for accessing services where appropriate; and how to complain or appeal. Oxfordshire’s Local Offer contains lots of information for parents.

[The Family Information Directory](#) contains information, advice and details about **childcare, activities and events for disabled children and those with SEND** in Oxfordshire on the Family Information Directory pages



[SEND and Disability Information, Advice and Support Service \(SENDIASS\)](#) offers impartial advice and support regarding the SEND system, you can contact the (formerly Oxfordshire’s Parent Partnership Service)

Hill View School is a member of [OXSiT](#).

Part of our subscription is the Behaviour Toolbox. Ask the SENCo for login details.



How will I know that the school will support my child?

Monitoring and evaluation

A copy of this Information Report, and the SEND Policy, is included in Hill View School's Safeguarding and Equality Portfolios which are held in the staff room, a hard copy is available on request from the school office. Our Equality Policy can be downloaded from the school website:

<https://hillview-school.co.uk/about-us/school-information/policies>

The implementation of the SEND Policy is monitored by the SEND Governor. The policy is updated in line with new initiatives together with any streamlining of school processes. The SEND Policy will be reviewed every year. Updates will be reflected in updates to this SEND Information Report (also updated annually.)

The impact and effectiveness of Hill View School's SEND Policy, procedures and provision is subject to ongoing evaluated by the SENCo. The SEND Self-Evaluation Form is updated 3x a year by the SENCo and SEN Governor, and reviewed annually by the United Learning Trust SEND Leader. Information from the report informed the annual SEND Development Plan, with the key findings fed back to our school community.

As part of the graduated approach, your child's progress towards their targets will be continually assessed. Their developments will be reported to you at their SEND Review Meetings 3x a year.

Your child's targets and progress is recorded in several ways by teachers and analysed by the SENCo.



Following analysis of the child's needs and progress, and impact of the teacher's in-class actions, the SENCo applies the Provision which most matches the needs of the individual child.

Monitoring the impact of provision and intervention

Schools use information to monitor development of all pupils. Details of SEN, outcomes, teaching strategies and the involvement of specialists should be recorded as part of this overall approach. (SEND Code of Practice January 2015: 6.74)

At Hill View School, our data system:

- Reinforces high expectation and ambition for children with SEND in line with expectations for all pupils
- Provides an efficient means for teachers and Middle Leaders to drill down and look at achievement of different groups, different years and phases and between subject areas and highlight any emerging trends in relation to wider SEND provision and/or training requirements.
- Enables the SENCo to analyse the achievement of children with overlapping characteristics such as SEND and summer born, SEND and eligibility for FSM
- Provides an efficient means for the SENCo to analyse and measure impact of interventions

At Hill View School, as well as National Curriculum data, we use the following data to support a wider view of progress for our children, for example:

- Results from other diagnostic and screening tools such as reading age
- QCA Behaviour Scales and A2E Toolkit Assessments
- Behaviour logs on Arbor
- Survey results
- Parent Voice and Pupil Voice questionnaires
- Photos and video clips
- Work samples
- Observations and feedback from teachers and support staff
- Reviews from multi-agency meetings



Progress can appear to be small steps from starting points. We help parents/carers to reflect on achievements which may not be captured by all data systems – after all, some children look ‘red’ from year to year on school reports. This helps children and their families to avoid feeling that no progress is being made.

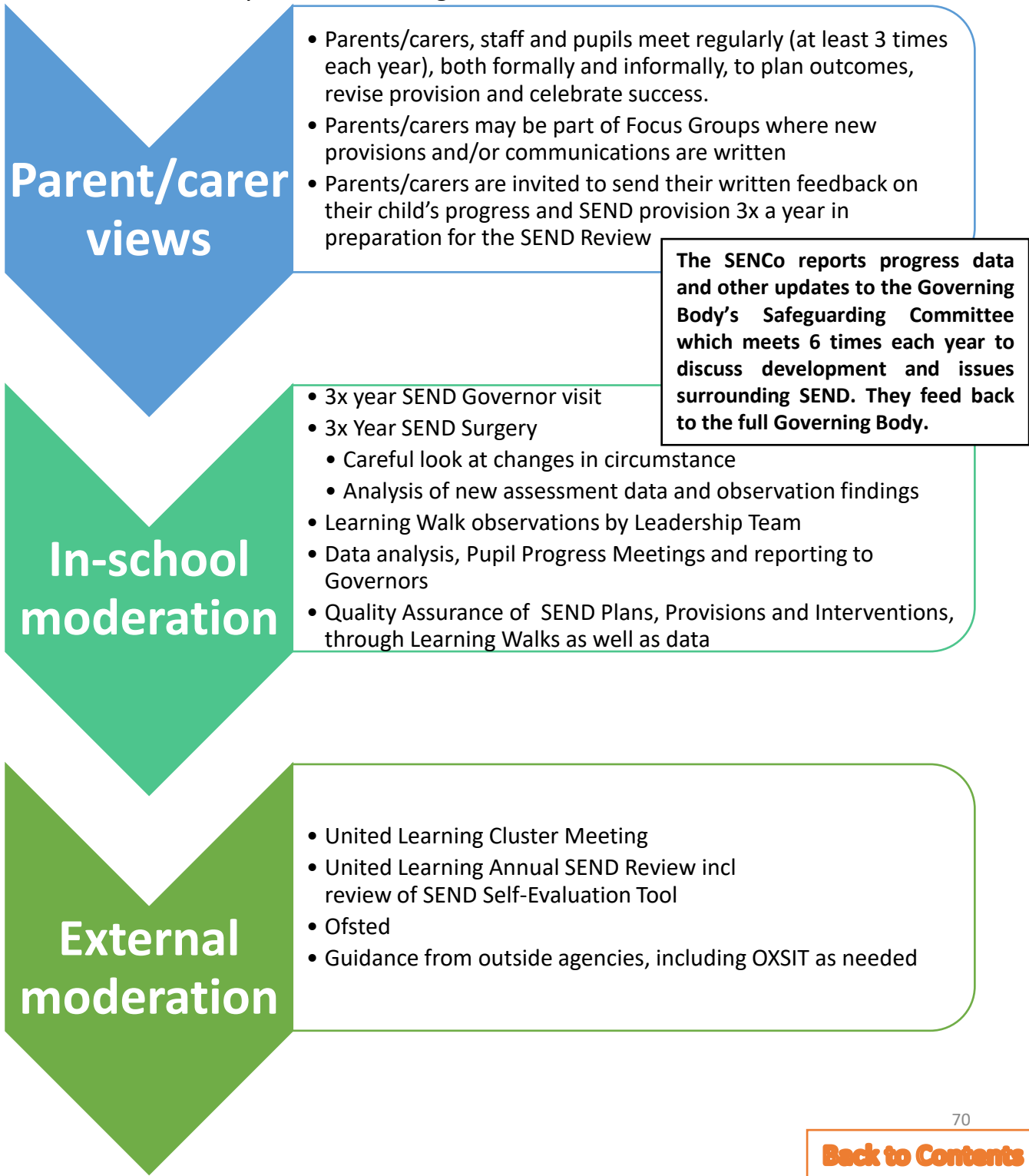
Case Studies

At Hill View School, we use Case Studies as an evaluative tool to be used as part of wider measures to review impact of SEND provision. Case studies inform learning points to support and improve our whole school provision; identifying aspects of best practice or ways practice can be developed to overcome barriers to learning.

Monitoring the impact of provision and intervention

At Hill View School, we have robust processes to ensure our SEND identification is accurate and our procedures and provision for children with SEND has impact. This important element of our cycle of Assess, Plan, Do and Review ensures that pupils with SEND have their individual plans reviewed regularly, at least termly.

Monitoring is done through a range of methods by the SENCo, Governors, Head of School and Senior/Middle Leadership Team. It is also done by external moderation visits by United Learning.



Glossary

Area of Need	The main barrier to your child's development – C&I / C&L / SEMH / PD
Boxall Profile	A summary of a child's personal and social skills used to group children for the Rainbow Room and set targets for their work there
CAMHS	Child and Adolescent Mental Health Service – they help us to discover the barriers to a child's wellbeing or personal/social development, including diagnosing neurological problems like ADHD
Categories of SEND	<p>We have 4 levels in Hill View School: 'M' = Monitoring (might have an undiagnosed SEND); 'SEND' = adaptations and adjustments are in place to help the child access learning; 'SEND+' = they are currently being assessed for an EHCP/Additional funding; EHCP = they have been granted an EHCP.</p> <p>The National SEND Code of Practice only recognises SEN Support (what we refer to as SEND) and EHCP</p>
C&I (Communication and Interaction needs)	The child finds it hard to communicate their feelings/ideas, or understand those of others. They may also find social interaction hard as a result. This area of need includes Autism Spectrum Condition (ASC, also known as ASD)
C&L (Cognition and Learning needs)	The child finds it difficult to learn, perhaps because their brain struggles to process things in a typical way, or they have memory problems. This can include SpLD
Code of Practice	The national statutory guidance that informs schools and Local Authorities how they should provide for children with SEND. It is the document that goes alongside the laws of The Equality Act and other guidance
Educational Psychologist	Someone who can observe and assess a child and help us to know how different parts of their brain might be helping/hindering their learning
Edukey	The secure software Hill View uses to create, store, analyse and share SEND Plans, documents, Passports, SEND Provision
EHCP	Education Health Care Plan – a document written by the LA that means they take joint responsibility for making sure your child receives the right support
Inclusion Team	The groups of staff responsible for the co-ordinated quality provision for children with any additional need, e.g. SEND, English as an additional language, Looked After Children, children getting support from Social Care
Intervention	A short-term targeted programme of work to address a specific need of an individual child
Local Authority	Oxfordshire County Council education department
Local Offer	How Oxfordshire County Council (the Local Authority) help, support and provide for children with SEND in our county
MHST (Mental Health Support Team)	The 'lower level' of CAMHS who can provide support for individual children, or groups of children, who are experiencing pre-therapeutic mental health difficulties
Passport (on Edukey)	A one-page profile of the child, including their strengths, outside agency support, strategies and needs. It can be accessed by all staff
PD (Sensory and/or physical needs)	The physical needs that could be a barrier to learning, e.g. visual impairment, hearing impairment, overwhelmed by sensory stimulation

Glossary

Physiotherapy and OT (Children's Occupational Therapy)	They help school to provide the work needed for children to develop physically, or with their co-ordination
Pre-teaching	Briefly teaching the vocabulary and key strategies in an area of the curriculum before the lesson OR pre-warning a child of a change to their routine
Provisions (on Edukey)	The in-class additional work, focused adult support and the out-of-class targeted short-term Intervention that are planned by the SENCo and Middle Leaders to reflect the needs of individuals
Pupil Support Plan	An analysis of what helps and hinders a child in their positive decision-making in school, and how staff can see triggers and prevent crisis. It also guides on what an individual needs in times of crisis and how to help them afterwards
Risk Assessment	A document that predicts possible hazards and records action taken to prevent them, enabling children to access all areas of school life where possible
SEMH (Social, Emotional or Mental Health needs)	The child is finding it hard to develop into a happy, confident young person because their brain does not process feelings or ways conduct themselves as easily as others do. It might be seen in negative thoughts about themselves or their negative interactions with others. This can include ADHD or anxiety disorder.
SEND	Special Educational Needs and/or Disabilities
SENCo	Special Educational Needs Co-Ordinator – At Hill View School, the SENCo is also the Inclusion Leader. Can also be referred to as SENDCo
SENDIASS	Special Educational Needs Information, Advice and Support Service – they are impartial group who can explain more about SEND and help families who are concerned about their child's provision in school
SEND Plan	The Plan for your child, including targets, strategies and outcomes. It is written with the child and family. This may be called an 'IEP' in other schools
SEND Register	The list of children who have a SEND in school. They have a SEND Plan and reasonable adjustments are made in school to help them to develop and make progress
SEND Review	The meeting between class teacher and family to review the child's progress towards their targets. It is held 3x a year
SENSS	Special Educational Needs Support Service – they help children with a wide range of difficulties with effective communication and interaction, including those with Autism/ASD/ASC
S&LT	Speech and Language Therapy/Therapist – they help us to support children in developing their speech or their ability to express themselves or understand what they are being told
SpLD (Specific Learning Difficulties)	Dyslexia, dyscalculia, dyspraxia/DCD